

The
WOLSELEY
“16 (SIXTEEN)”
SPARE PARTS LIST No. 917

WOLSELEY MOTORS (1927) LTD., WARD END, BIRMINGHAM, 8

Governing Director . . . SIR WILLIAM R. MORRIS, Bt.

WOLSELEY MOTORS (1927) LIMITED

Governing Director - - - SIR WILLIAM R. MORRIS, BT.

The

WOLSELEY

“16 (SIXTEEN)”

SPARE PARTS LIST No. 917

Head Office and Works - - DREWS LANE, WARD END, BIRMINGHAM, 8

Telegrams - - - - “EXACTITUDE, BIRMINGHAM”

Telephone - - - - BIRMINGHAM EAST 1501

London Repair Works - - - - - EUSTACE WATKINS LTD., MANOR STREET, CHELSEA, S.W.

CONTENTS

	Page		Page
AXLES AND WHEELS		ELECTRICAL EQUIPMENT	
Front Axle	25	Battery	15, 35
Front Hub	25	Dynamo	15
Rear Axle	27	Distributor	15
Rear Hub	27	Electric Horn	15, 31
Road Wheels	27	Instrument Panel	15
		Lamps	15, 31
BUMPERS AND FITTINGS	35	Starter	15
		Indicators	15
BRAKES		FREE WHEEL	21, 23, 31
Front Wheel Brake	29	FRAME AND FITTINGS	35
Rear Wheel Brake	29	FOOT CONTROL	
BONNET	39	Accelerator	17
CARRIAGE FITTINGS	40	Brakes	33, 37
CLUTCH	19	Clutch	19
DASHBOARD	39	GREASERS AND FITTINGS	37
ENGINE		GEARBOX	
Air Cleaner	9	Bearings	21
Crankcase and Cylinders	5	Free Wheel	21, 23, 31
Cylinder Head	9	Gearcase and Covers	19, 21
Crankshaft and Bearings	7	Gears and Shafts	19, 21
Camshaft and Bearings	9	HAND CONTROL	
Connecting Rods and Pistons	7	Brake	33
Carburetter	17	Change Speed	23
Chains and Chain Wheels	11	Free Wheel	23, 31
Coil	15	Ignition	31
Dynamo	15	Jet	31
Distributor	15	Throttle	31
Engine Support Details	5	IGNITION	15, 31
Exhaust Manifold	39	LOCKHEED PIPES	33, 37
Flywheel	19	PROPELLER SHAFT AND UNIVERSAL JOINTS	23
Ignition	15, 31	PETROL TANK	
Inlet Manifold	17	Petrol Tank	39
Oil Base	5	Petrol Pipes	39
Oil Pump	11	ROAD SPRINGS AND SUSPENSION	35, 37
Oil Strainer	13	RADIATOR AND FITTINGS	39
Oil Cleaner	13	STEERING	25, 31
Oil Filler	13	SILENCER AND EXHAUST PIPES	39
Oil Pipes	13	SHOCK ABSORBERS AND FITTINGS	35
Valves and Valve Springs	9	TOOL KIT	41
Valve Rockers and Shaft	9	WINGS AND RUNNING-BOARDS	40
Water Inlet Pipe	5		
Water Pump	11		
Water Outlet Pipe	9		

WOLSELEY " 16 (SIXTEEN) "

INTRODUCTION

THIS list of Spares for the Wolseley " 16 (Sixteen) " has been compiled in order to facilitate the ordering of parts which require replacement. The parts are grouped into components, and all the principal pieces are illustrated. When ordering, clients should quote the Service Number, together with the description of the part, in order to minimise the possibility of error.

We would particularly impress upon clients the importance of always quoting the MAKER'S CAR NUMBER (not Registration Number), which will be found on the metal name-plate on the Dashboard Shroud under the Bonnet. The ENGINE NUMBER will be found on the Engine Case (Near-side Rear), and should be quoted in addition to the Car Number when ordering Engine spares. The CHASSIS NUMBER will be found on the Dashboard Shroud under the Bonnet and should be quoted in addition to the Car Number when ordering Chassis spares.

We reserve to ourselves the right to alter any part as may be considered advantageous, and therefore it is possible that illustrations shown in this book may not in all cases exactly resemble the actual part required.

All parts sent to be repaired must be forwarded carriage paid. These may be forwarded to either of the addresses on the title page, and must bear the Sender's Name, Address, and Maker's Car Number.

All parts sent for repairs are acknowledged as soon as received.

To avoid delay, customers with whom we have no ledger account should send cash with order.

See separate Schedule for Prices.

Instruction Manual shows List of Service Stations for Proprietary Articles.

In order to assist customers who desire to send a telegram, we give below the telegraphic codes referring to service matters—

YILEN	...	Wolseley " 16 (Sixteen) " Car No.....
SEREB	...	Referring to your communication Service Manager dated.....
SEREM	...	Referring to your communication Estimating dated.....
SEREP	...	Referring to your communication General Office dated.....
SERFU	...	Despatch immediately per post and charge our account for Car No.....
SERGI	...	Despatch immediately per passenger train and charge our account for Car No.....
SERJO	...	Despatch per post direct to Customer and charge our account for Car No.....
SERKS	...	Despatch per passenger train direct to Customer and charge our account for Car No.....
SERMY	...	Advise delivery date for our Order No.....
SERNA	...	Please quote but do not supply pending official order for following spares for Car No.....
SEROT	...	Can you supply from stock for Car No.....
SERSK	...	Priced invoice to be sent with spares.
SERTE	...	Complete with all fittings.
SERUS	...	With studs and nuts only.
SERLY	...	Complete with bearings.
C.O.D.	...	Cash on Delivery.

WOLSELEY MOTORS (1927) LTD.

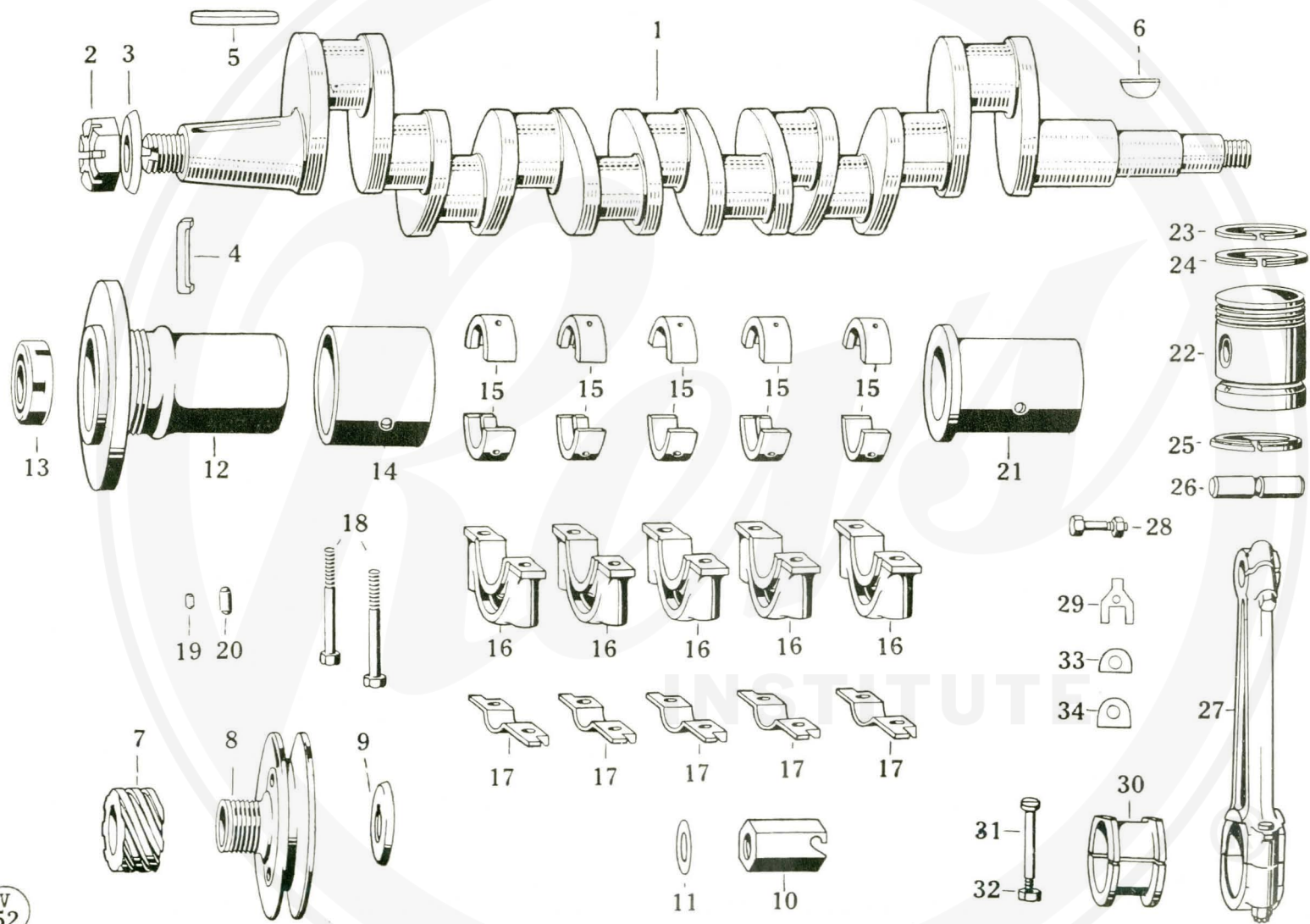


WOLSELEY " 16 (SIXTEEN) "

Crankcase, Oil Base and Engine Support Details

No. of Illus- tration.	Service No. for ordering.	Description of Part.	No. of Illus- tration.	Service No. for ordering.	Description of Part.
Crankcase and Cylinders			13	V3019	Cover for Chain Case
1	V3001A	Crankcase and Cylinders complete with Water Jacket, Covers and Main Bearings (" A " Type)	14	V3020	Joint for Chain Case Cover
	V3002A	Crankcase and Cylinders complete with Water Jacket, Covers and Main Bearings (" B " Type)	<i>Note :—For Engine Chains and Wheels see Page 11.</i>		
2	M17	Cover-plate for Cylinder Jacket (Front or Rear)	Oil Base		
—	M9—1	Joint for Cover-plates (Front or Rear)	15	V3031A	Oil Base complete
—	M10	Set Screw for Cover-plates	16	G27	Joint for Oil Base
—	V3007	Set Screw for Cover-plate and Ignition Coil	17	G29	Drain Plug for Oil Base
3	V3008A	Water Inlet Pipe (Rear Portion)	18	G30	Washer for Drain Plug
4	V3009	Rubber Hose for Inlet Pipes	Engine Support Details		
5	M1511	Clip for Rubber Hose	19	V3041A	Front Engine Holding-down Bolt, Nut, Washer and Split Pin
6	V3011A	Water Inlet Pipe (Front Portion)	20	V42	Rubber Seating Block for Engine (Front)
7	M12	Joint for Water Inlet Pipe (Front or Rear)	21	V43	Cup for Seating Block (Front)
<i>Note :—For Rubber Hose to Radiator see Page 39.</i>			22	V3044A	Rear Engine Holding-down Bolt, Nut, Washer and Split Pin
8	V3013A	Bell Housing complete with Main Bearing	23	G46	Rubber Seating Block for Rear Engine Arm complete with Metal Ring
9	G11	Joint for Bell Housing	24	G48	Coned Rubber Seat for Rear Engine Holding-down Bolt
—	V3015	Set Screw for Bell Housing to Crankcase	25	V3047	Distance Piece for Bolt (Rear) (Short)
10	V3016	Housing for Front Crankshaft Bearing	26	V3048	Distance Piece for Bolt (Rear) (Long)
11	V3017A	Front Cover and Engine Front Support			
12	V3018	Joint for Front Cover			

Please state maker's CAR NUMBER and ENGINE NUMBER when ordering. See note on Page 3. Prices of Spare Parts are shown on separate list.



WOLSELEY " 16 (SIXTEEN) "

Crankshaft and Bearings, Connecting Rod and Piston

No. of Illustration.	Service No. for ordering.	Description of Part.	No. of Illustration.	Service No. for ordering.	Description of Part.
Crankshaft			Connecting Rod and Piston		
1	V3101A	Crankshaft complete with Keys and Flange Retaining Nut and Locking Wire	—	V3131A	Piston complete with Rings " A " Type
2	H52	Flange Retaining Nut	—	V3132A	Piston complete with Rings " B " Type
3	V3103	Washer for Retaining Nut	22	{ V3134	Piston only (less Rings) " A " Type
4	G21	Locking Wire for Retaining Nut		{ V3135	Piston only (less Rings) " B " Type
5	V104	Key for Driving Flange	23	{ E61—3	Piston Ring " A " Type
6	M105	Key for Crankshaft (Front End)		{ E62—2	Piston Ring " B " Type
7	V3107	Spiral Driving Gear for Oil and Water Pumps	24	{ G33—3	Oil Control Ring " A " Type
8	V3108	Dynamo Pulley (Driver)		{ G33—4	Oil Control Ring " B " Type
9	M2122	Oil Thrower for Crankshaft (Front End)	25	{ V3143	Skirt Ring " A " Type
10	V3110	Starting Dog		{ V3144	Skirt Ring " B " Type
11	V3111	Packing Shim for Starting Dog	26	G54	Gudgeon Pin
12	V119	Driving Flange for Crankshaft (Rear End)	27	V154A	Connecting Rod with Small End Pinch Bolt, Cap and Big-end Bearing
13	G721	Ball Bearing in Driving Flange	28	G55	Pinch Bolt for Small End
Bearings and Housings			29	G56	Tab Locking Washer for Pinch Bolt
14	V120	Bearing Bush (in Bell Housing)	30	V157A	Bearing Bush for Big-end (two halves)
15	V131A	Bearing Bush for Crankshaft (Intermediate) (two halves)	31	V159—1	Bolt for Connecting Rod
16	V132	Cap for Intermediate Bearings	32	E71	Nut for Bolt
17	V133	Lock Plate for Bearing Cap	33	V3153	" D " Washer for Bolt Head
18	G15	Set Screw for Bearing Cap	34	V3154	" D " Washer for Nut
19	G17	Dowel for Intermediate Bearings	Sub-Assemblies		
20	V134	Dowel for Bearing Caps	—	V3161A	Connecting Rod and Piston assembled complete " A " Type
21	V3120	Bearing Bush (Crankshaft Front End)	—	V3162A	Connecting Rod and Piston assembled complete " B " Type
			—	V3164A	Bolt, Washers, Nut and Split Pin for Connecting Rod Big-end


Please state maker's CAR NUMBER and ENGINE NUMBER when ordering. See note on Page 3. Prices of Spare Parts are shown on separate list.

WOLSELEY " 16 (SIXTEEN) "

Cylinder Head, Camshaft, Valves, etc., also Air Cleaner

No. of Illustration.	Service No. for ordering.	Description of Part.	No. of Illustration.	Service No. for ordering.	Description of Part.
		Cylinder Head and Camshaft			
1	V3201A	Cylinder Head (Studded)	27	V3228	Split Collar for Valve (two halves)
2	V3202	Joint for Cylinder Head	28	V3229	Valve Spring Cup
3	V3203	Bearing Bush for Camshaft (Front End)	29	V3230	Valve Spring
4	V3204	Bearing Bush for Camshaft (Intermediate or Rear)	30	V3231	Valve Guide
5	V3205	Dowel for Front Bearing Bush			Cylinder Head Covers and Air Cleaner
6	V3206	Dowel for Intermediate or Rear Bearing Bush	31	V3241	Front Cover for Cylinder Head
7	V3206	Dowel for Centre Bearing Bush	32	V3242	Joint for Front Cover
8	V3208	Camshaft	33	V3243	Set Screw for Front Cover
9	V3209	Key for Camshaft Chain Wheel	34	V3244A	Air Cleaner Cover-plate
10	V3210	Set Screw for Camshaft	35	V3246A	Cylinder Head Cover with Joint and Holding-down Nuts
11	V3211	Washer for Camshaft	36	V3247	Joint for Cylinder Head Cover
12	V3212	Tab Washer for Camshaft	37	V3248	Cover Nut for Cylinder Head
		<i>Note :—For Camshaft Chain Wheel see Page 11.</i>	38	E97—1	Head for Cover Nut
		Valves and Valve Rockers	39	V3249A	Strap for Cylinder Head Cover (Front) with Stud
13	V3213	Shaft for Valve Rockers	40	V3250A	Strap for Cylinder Head Cover (Intermediate or Rear) with Stud
14	V3214	Cap for Rocker-shaft (Front or Rear)	41	V3251A	Air Cleaner Banjo
15	V3215	Joint for Cap (Front or Rear)	42	V3252	Hot Air Pipe
16	V3216	Cap for Rocker-shaft (Intermediate)			Water Outlet Pipe
17	V3218	Cap for Rocker-shaft (Centre)	43	V3261	Water Outlet Pipe
18	V3217	Joint for Cap (Intermediate or Centre)	44	V3262	Joint for Water Outlet Pipe
19	V3219	Distance Piece for Rocker-shaft (Front End)			Sub-Assemblies
20	V3220	Belleville Washer for Rocker-shaft			
21	V3221	Steady Bracket for Rocker-shaft			
—	V3232	Packing Shim for Steady Bracket			
22	V3222	Valve Rocker Arm (Inlet)	—	V3281A	Cylinder Head complete with Camshaft, Valves, etc. (less Cover and Water Outlet Pipe)
—	V3223A	Valve Rocker Arm (Exhaust)	—	V3282A	Valve Rocker complete with Eccentric Bush and Lock Nut (Inlet)
23	V3224	Eccentric Bush for Valve Rocker	—	V3283A	Valve Rocker complete with Eccentric Bush and Lock Nut (Exhaust)
24	V3225	Locking Washer for Eccentric Bush			
25	V3226	Locking Nut for Eccentric Bush			
26	V3227	Inlet or Exhaust Valve			

Please state maker's CAR NUMBER and ENGINE NUMBER when ordering. See note on Page 3. Prices of Spare Parts are shown on separate list.



WOLSELEY "16 (SIXTEEN)"

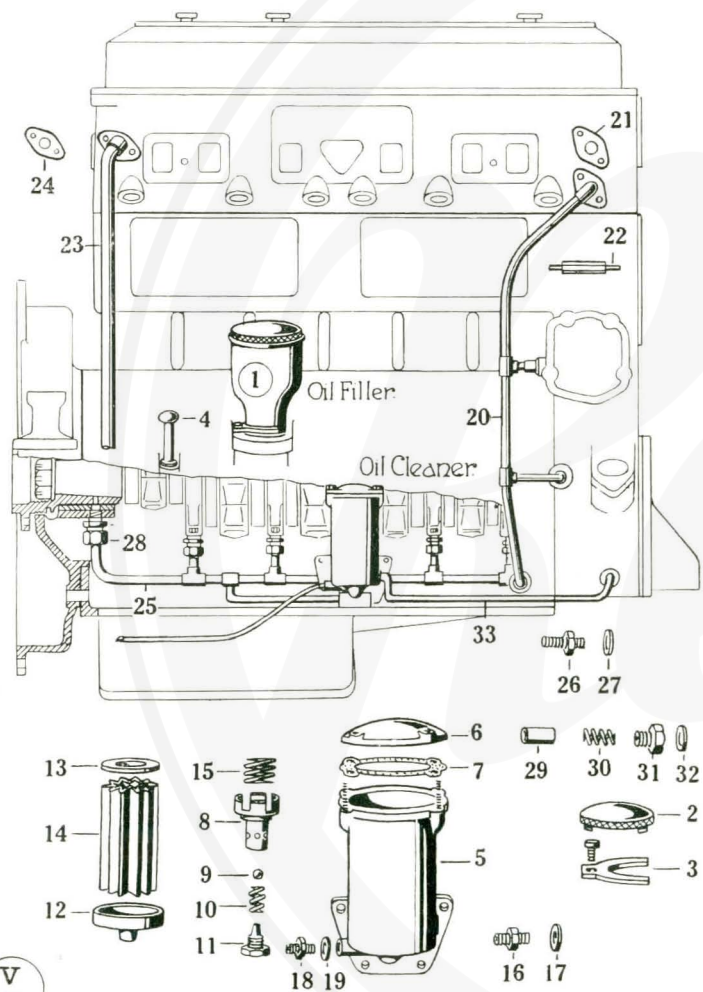
Engine Chains, Chain Wheels and Fittings, Water Pump and Oil Pump Details

No. of Illustration.	Service No. for ordering.	Description of Part.	No. of Illustration.	Service No. for ordering.	Description of Part.
Engine Chains and Wheels					
1	M2301—1	Crankshaft Chain Wheel	24	M2340—1	Bush in Pump Body
—	V3302	Single Roller Chain (Endless)	25	M2352	Gland Collar
2	M2303A	Countershaft Chain Wheel complete	26	M2353	Gland
3	V3304	Support Bracket for Countershaft Chain Wheel	27	M2354	Spring for Gland
4	V3305	Set Screw for Support Bracket	28	F125	Locking Screw for Bush
5	V3306A	Bracket for Chain Tensioner and Dynamo	29	M2342	Water Pump Spindle
6	M2025	Joint for Bracket	30	M2344	Pump Rotor
7	M2026	Shim for Bracket	—	M2345A	Pump Spindle assembled with Rotor
8	V3309	Hyatt Roller Bearing for Countershaft Chain Wheel	31	M2346	Bracket for Water Pump Spindle
9	M2308	Locking Bolt for Countershaft Chain Wheel	32	M2347	Joint for Bracket
10	V3311	Thrust Washer for Locking Bolt	33	M2348—1	Driving Shaft for Water Pump
—	M2310	Tensioner Chain Wheel	34	H189	Key for Driven Gear
11	M2318A	Chain Tensioner complete with Wheel and Bracket	35	M2350	Spiral Driven Gear for Water Pump
—	V3313	Joint for Chain Tensioner Packing Block	—	M2351A	Driving Shaft complete with Spiral Gear
12	V3314	Packing Block for Chain Tensioner	—	M2361A	Water Pump complete
13	V3315	Bolt for Tensioner Bracket	Oil Pump		
—	V3316	Duplex Roller Chain	36	V3361	Oil Pump Body
—	M2315	Connecting Link and Spring Clip for Duplex Chain	37	V3362	Joint for Oil Pump Body
—	M2317	Spring Clip for Connecting Link	38	V3363	Oil Pump Spindle
14	V3319	Camshaft Chain Wheel	39	H189	Key for Spindle
Water Pump			40	V3365	Oil Pump Spiral Driven Gear
15	M2331A	Water Pump Body (Bushed)	41	V347	Idle Spindle for Driven Gear
16	M2332A	Cover for Water Pump Body (Studded)	42	E2031	Oil Pump Driven Gear
17	M2333	Bolt for Water Outlet Flange	43	V3368—1	Oil Pump Cover
18	M2334	Greaser Nipple for Body or Cover	44	V3369	Joint for Oil Pump Cover
19	M2336	Plunger for Pump Rotor	45	M361—1	Relief Valve
20	M2337	Spring for Plunger	46	M362	Spring for Relief Valve
21	M1504	Drain Tap for Water Pump Cover	47	V3371—1	Plug for Relief Valve
22	GD12	Washer for Drain Tap	48	E24	Washer for Plug
23	M2339	Joint for Pump Body and Cover	—	V3381A	Oil Pump complete with Relief Valve and Spiral Gear

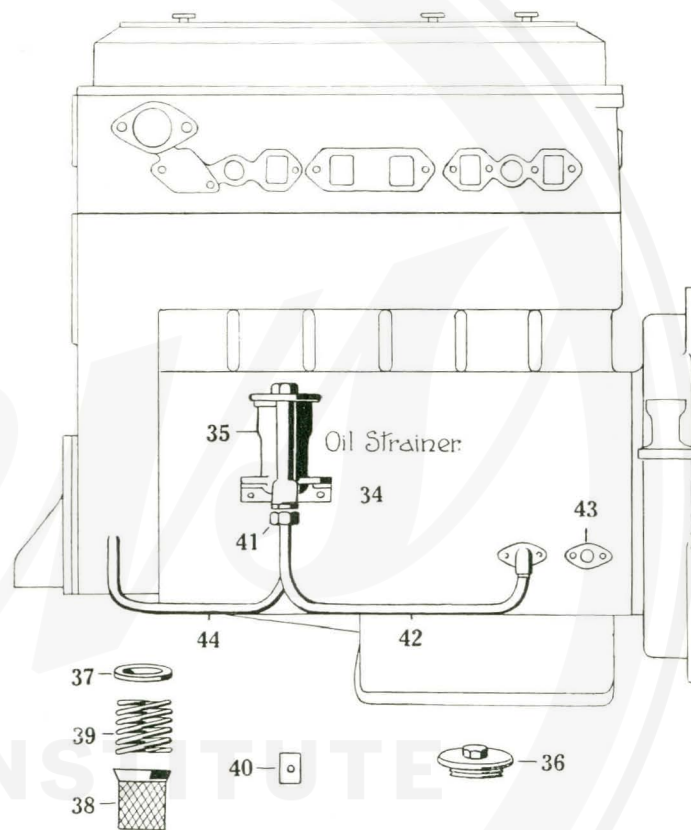
Note :—For Oil Pipes see Page 13.

Please state maker's CAR NUMBER and ENGINE NUMBER when ordering. See note on Page 3. Prices of Spare Parts are shown on separate list.

Diagrammatic View of Offside of Engine.



Diagrammatic View of Nearside of Engine.

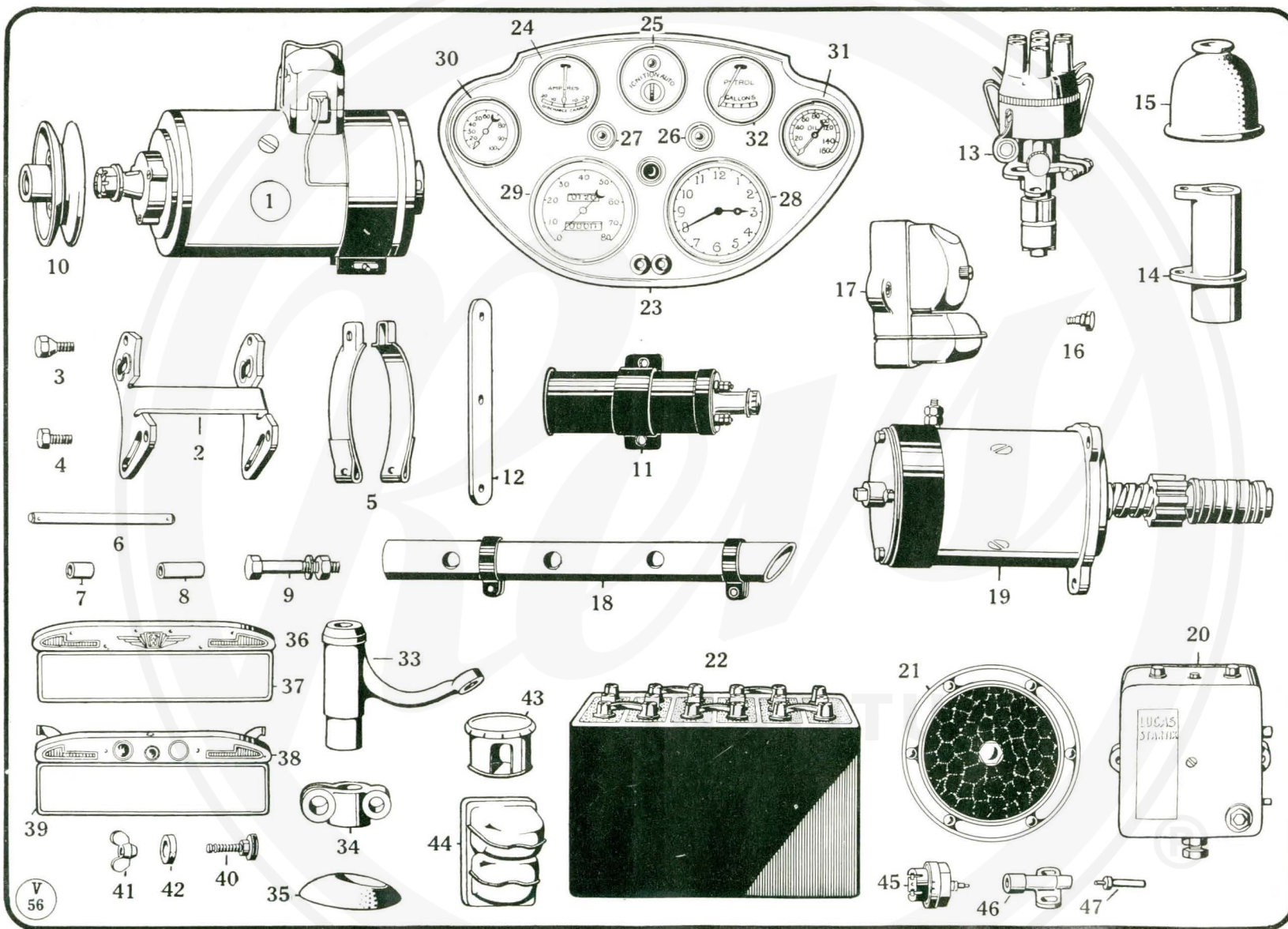


WOLSELEY "16 (SIXTEEN)"

Oil Strainer, Oil Filler, Oil Cleaner and Oil Pipes

No. of Illustration.	Service No. for ordering.	Description of Part.	No. of Illustration.	Service No. for ordering.	Description of Part.
OFF-SIDE OF ENGINE					
Oil Filler					
1	V3401A	Oil Filler complete with Cap	24	V426	Joint for Drain Pipe Flanges
2	V3402	Cap for Oil Filler complete	25	V3440A	Main Feed Oil Pipe complete with Equalising Valve, Tee Pieces, Nuts and Nipples
3	V3403	Clamp Plate for Oil Filler	26	V3441	Union in Crankcase for Main Feed
—	M271	Set Screw for Oil Filler	—	V3442	Joint (Equalising Valve Body)
Dipstick			27	V3427	Washer for Main Feed Pipe Union
4	V3410A	Oil Level Dipstick	28	V3443	Union in Bell Housing for Main Feed (also forms Dowel for Bearing)
Oil Cleaner			29	V3444	Control Plunger
—	V3413	Joint (Cleaner Case to Crankcase)	30	M2381	Spring for Plunger
5	V3415A	Oil Cleaner Case (studded) with Union	31	V3446	Plug
6	V3416	Cap for Oil Cleaner	32	V451	Washer for Plug
7	M2465	Joint for Cap	33	V3448A	Oil Pipe (Pump to Cleaner) with Nuts and Nipples
8	V3418	Oil Relief Valve Body	NEAR-SIDE OF ENGINE		
9	M2467	Bronze Ball ($\frac{3}{16}$ " dia.)	Oil Strainer		
10	V3371	Spring for Relief Valve	34	V3451	Bracket for Strainer
11	M2469	Plug for Relief Valve	—	E192	Screw for Bracket
12	M2470	Socket for Cleaner Element	—	E29A—1	Oil Strainer complete
13	V3423	Plate for Cleaner	35	E30—2	Oil Strainer Body
14	V3424	Oil Cleaner Element	36	E31—3	Cover for Oil Strainer
15	M2473	Spring for Element Location	37	E32	Washer for Cover
16	V3426	Union for Oil Pump Pipe	38	E37A—2	Oil Strainer Gauze
17	V3427	Washer for Union	39	E39	Spring for Strainer
18	M422	Union for Pressure Gauge Pipe	40	E83	Locking Plate for Union
19	V3429	Washer for Union	41	G305—1	Union for Strainer
—	V3430A	Oil Cleaner complete	—	V3461A	Bolt, Nut and Washer (Strainer to Bracket)
Oil Pipes			—	M442	Screw for Locking Plate
20	V3435A	Cylinder Head Oil Feed Pipe complete with Pipe to Chain Tensioner, Top Flange, Nuts and Nipples	42	V3465A	Oil Suction Pipe (Strainer to Crankcase) complete with Nut and Flange
21	G317	Joint for Feed Pipe Flange	43	V464	Joint for Oil Suction Pipe Flange (one inside Crankcase)
22	V437	Oil Feed Restrictor	—	V3467A	Oil Suction Pipe (inside Crankcase) with Flange
23	V3438A	Cylinder Head Oil Drain Pipe complete with Flanges	44	V3468A	Oil Suction Pipe (Strainer to Pump) complete with Nuts

Please state maker's CAR NUMBER and ENGINE NUMBER when ordering. See note on Page 3. Prices of Spare Parts are shown on separate list.

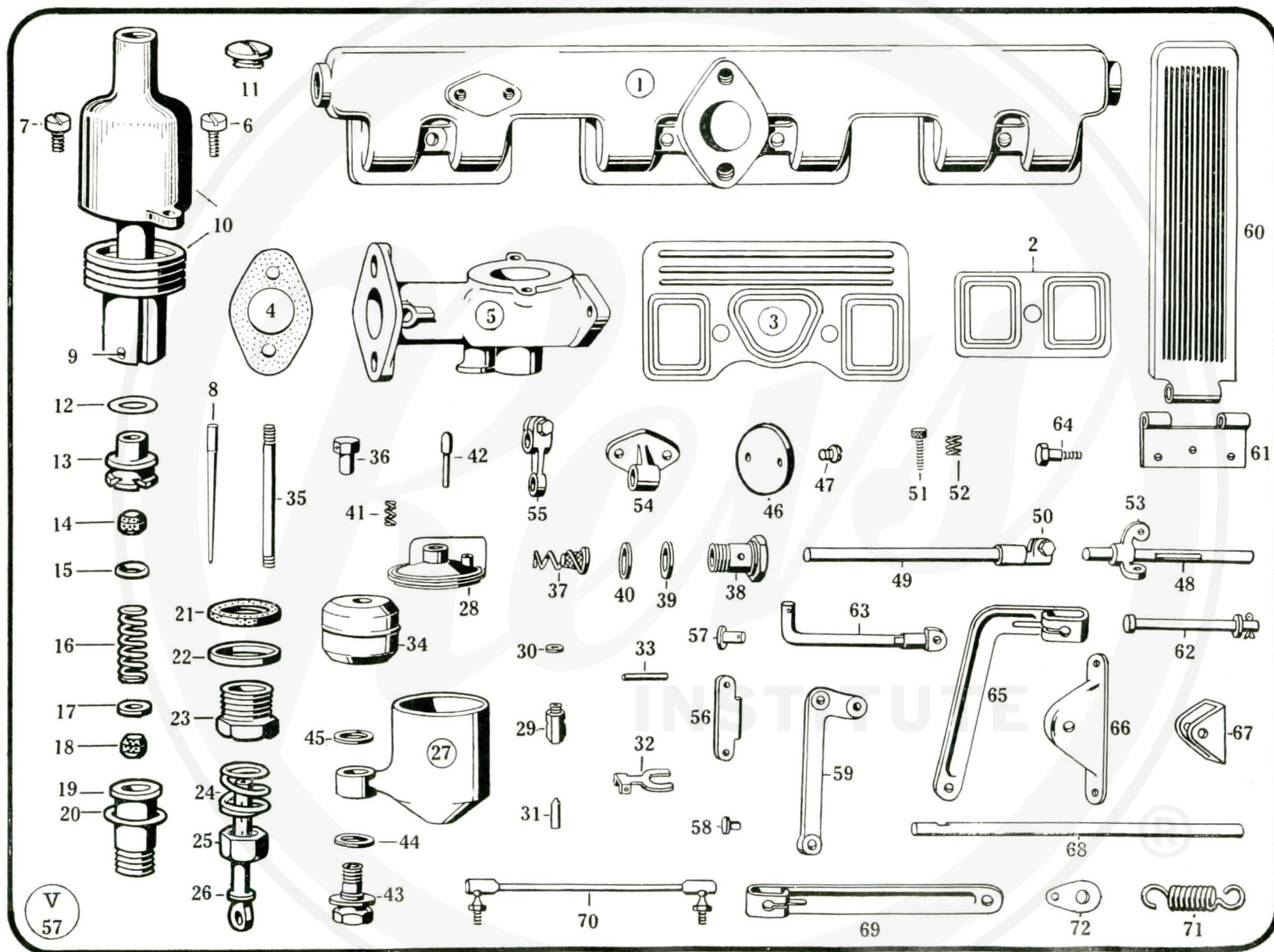


WOLSELEY “ 16 (SIXTEEN) ”

Electrical Equipment, also Instrument Board Fittings

No. of Illustration.	Service No. for ordering.	Description of Part.	No. of Illustration.	Service No. for ordering.	Description of Part.
		Dynamo and Fittings			
1	V3501	Dynamo (Type C45A), 12-volt	28	V3546	Clock
2	V3502	Dynamo Cradle	29	V3547	Speedometer Head (Smith's "Nemag")
3	V3503	Set Screw for Cradle (Top)	30	V3548	Thermometer complete with 6 ft. of Tube
4	V3504	Set Screw for Cradle (Bottom)	31	V3549	Oil Pressure Indicator
5	V3505	Strap for Dynamo	32	V3550	Petrol Gauge
6	V3506A	Pin for Dynamo Straps with Washers and Split Pins	—	V3551	Flexible Drive for Speedometer 5 ft. long
7	V3507	Distance Piece for Strap Pin	—	M2550	Bulb for Warning Light (3.5-volt, .15 amp.)
8	V3508	Distance Piece for Strap Pin	—	M554	Bulb for Panel Light (B.A.S.10S, 12-volt, 6-watt)
9	V3509A	Pinch Bolt, Nut and Washer for Straps			Lighting Equipment
10	V3510A	Pulley on Dynamo			Headlamp (O S) (LB165S.E.D.S.E.5)
—	V3511	Dynamo Driving Belt	—	V3561	Headlamp (O S) (LB165S.E.D.S.E.5) (Domed Glass)
		<i>Note :—For Dynamo Driving Pulley see Page 7.</i>	—	V3561—1	Headlamp (N S) (LB165S.E.D.S.E.5)
			—	V3562	Headlamp (N S) (LB165S.E.D.S.E.5) (Domed Glass)
			—	V3562—1	Headlamp (N S) (LB165S.E.D.S.E.5)
			33	V3563A	Bracket for Headlamp (O S)
			—	V3564A	Bracket for Headlamp (N S)
			34	V3565	Socket for Headlamp Bracket
			35	V3566	Sealing Pad for Headlamp Support Tube
			—	V3567A	Bolt, Nut and Washer (Headlamp Bracket to Wing)
			—	M2563	Bulb for Headlamp (B.A.S.10S No. 4, 12-volt, 36-watt)
			—	V3569	Sidelamp with Ruby Glass
			—	M554	Bulb for Sidelamp (B.A.S.10S, 12-volt, 6-watt)
			—	V3572	Fog Lamp complete with Bracket (F.G.510)
			—	M2563	Bulb for Fog Lamp (B.A.S.10S No. 4, 12-volt, 36-watt)
			—	V3573	Front Direction Indicator (Type D.F.21) complete with Badge (6-volt Bulbs)
			36	V3573—1	Front Direction Indicator (Type D.F.21A) complete with Badge (24 watt Bulbs)
			37	V3574	Front Number-plate
			—	V3575	Rear Direction Indicator (Type D.T.21) including Stop, Tail and Reverse Lights (6 watt Bulbs in Indicators)
			36	V3575—1	Rear Direction Indicator (Type D.T.21A) including Stop, Tail and Reverse Lights (24 watt Bulbs in Indicators)
			39	V3576A	Rear Number-plate complete with Swivel Brackets
			40	V3577	Swivel Bolt for Rear Number-plate
			41	V3578	Wing Nut for Swivel Bolt
			42	V3579	Washer for Wing Nut
			—	M554	Bulb for Direction Indicators (B.A.S. No. 3, 12-volt 24 watt)
			—	M552	Bulb for Direction Indicators (B.A.S. No. 3, 12-volt 24 watt)
			—	M554	Bulb for Tail or Stop Light (B.A.S.10S, 12-volt, 6-watt)
			—	M552	Bulb for Reverse Light (B.A.S. No. 3, 12-volt, 24-watt)
			43	V3581	Auxiliary Junction Box
			44	V3582	Relay for Indicator (for "Startix" V3532)
			—	V3582—1	Relay for Indicator (for "Startix" V3532—1)
			45	V3583	Switch for Reverse Light
			46	V3584	Bracket for Reverse Light Switch
			47	V3585	Plunger for Reverse Light Switch
			—	M4584	Medallion for Radiator
			—	M4585	Bulb for Medallion (6-watt, 12-volt, Festoon)
			—	M4583	Operating Switch for Indicators (Model S.D.W.12)
			—	M4586	Bulb for Indicator Warning Light (2.5-volt, 2-amp.)
					<i>Note :—For Headlamp Control see Page 31.</i>
		Distributor and Coil and Ignition Wires			
11	V3520	Ignition Coil (Model Q.12), 12-volt (Flat Clip Mounting)			
12	V3521	Bracket for Ignition Coil			
13	V3522A	Distributor (D.J.6A) complete with Lever			
14	V3523	Adapter for Distributor			
—	V3007	Set Screw for Adapter			
15	V3524	Rubber Cap for Distributor			
—	M503	Securing Screw for Distributor			
16	V3527A	Set of Ignition Wires (High-tension)			
17	V3528	Distribution Board and Cut-out (C.J.F.2.)			
18	V3529	Ignition Wire Tube			
—	V3530	Cover for Sparking Plugs			
		Starter and Details			
19	V3531	Starter (Type M41842), 12-volt			
20	{ V3532	" Startix " Unit (Model SX1), 12-volt			
	{ V3532—1	" Startix " Unit (Model SX4), 12-volt			
		Electric Horn and Battery			
21	V3535	Electric Horn (Type HF722), 12-volt			
22	M519—1	Battery (Type STW11A 12)			
		Instrument Board Fittings			
23	V3541 or V3541—1	Instrument Panel complete with Ammeter, combined Ignition and Starter Switch, Red Warning Light, Fog Lamp Switch, Panel Lights and Switch, and Inspection Lamp Sockets			
24	V3542	Ammeter			
25	{ V3543	Combined Ignition and Starter Switch (for " Startix " V3532)			
	{ V3543—1	Combined Ignition and Starter Switch (for " Startix " V3532—1)			
26	V3544	Fog Lamp Switch			
27	V3545	Panel Light Switch			

Please state maker's CAR NUMBER and ENGINE NUMBER when ordering. See note on Page 3. Prices of Spare Parts are shown on separate list.

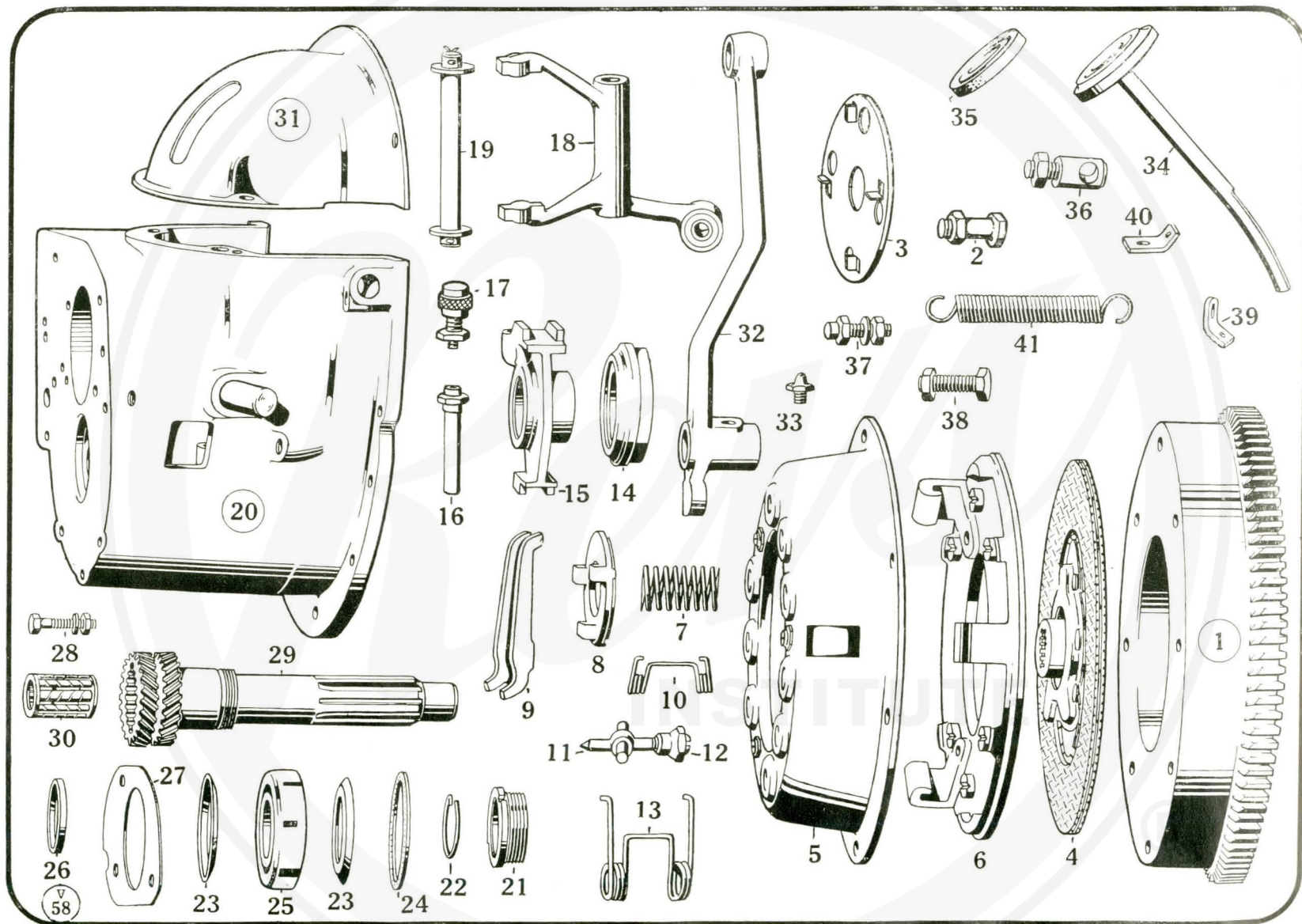


WOLSELEY " 16 (SIXTEEN) "

S.U. Carburetter (Adjustable Jet) and Accelerator Pedal

No. of Illustration.	Service No. for ordering.	Description of Part.	No. of Illustration.	Service No. for ordering.	Description of Part.
Inlet Branch and Joints			37	G472A	Strainer Gauze and Spring
1	V3601A	Inlet Branch	38	M4637	Banjo Pin for Float-chamber
2	V3602	Joint for Inlet Branch (Front or Rear Ports)	39	M4638	Washer for Banjo Pin (Outer)
3	V3603	Joint for Inlet Branch (Centre)	40	G474	Washer for Banjo Pin (Inner)
4	M1605	Joint for Carburetter Body	41	M4640	Spring for Float Tickler
Carburetter			42	M4641	Float Tickler
—	V3605A	Carburetter complete	43	M639	Holding-up Bolt for Float-chamber
5	V3606	Carburetter Body	44	M640	Washer for Holding-up Bolt (Outer)
6	E394	Screw for securing Dashpot Cover (Long)	45	H397	Washer for Holding-up Bolt (Inner)
7	E426	Screw for securing Dashpot Cover (Short)	46	G510	Throttle Disc
8	V3609	Carburetter Needle	47	E427	Screw for Throttle Disc
9	G483	Screw for Needle	48	V3648	Throttle Spindle
10	V3611A	Dashpot Piston and Dashpot	49	V3649	Throttle Spindle Extension Rod
11	E398	Oil Cap	50	G480A	Coupling for Extension Rod with Bolt and Nut
12	E424	Copper Washer (Top of Jet)	51	V3650	Throttle Stop Screw
13	E399	Jet Bearing (Top Half)	52	M635	Spring for Throttle Stop Screw
14	E400	Cork Gland Washer (Top)	53	G469	Throttle Stop Lever
15	E401	Brass Gland Washer (Top)	54	V3651	Throttle Shaft Bracket
16	E402	Bronze Gland Spring	55	G470A	Throttle Control Lever
17	E401	Brass Gland Washer (Bottom)	56	M644	Connecting Link for Jet Operating Lever
18	E400	Cork Gland Washer (Bottom)	57	V3653	Pin for Connecting Link (Long)
19	E403	Jet Bearing (Bottom Half)	58	E422	Pin for Connecting Link (Short)
20	E425	Copper Packing Washer for Bottom Bearing	59	V3655	Jet Operating Lever
21	E404	Jet Sealing Washer (Cork)	Accelerator Pedal		
22	E405	Jet Sealing Washer (Brass)	60	V3671A	Accelerator Pedal
23	E406	Jet Screw	61	V3672	Hinge for Accelerator Pedal
24	E407	Jet Adjusting Spring	62	V3673A	Hinge Pin for Pedal with Washer
25	E408	Jet Adjusting Nut	63	V3674A	Control Rod (Pedal to Pedal Lever) with Eye Piece, Nut, Washer and Split Pin
26	E409	Jet	64	V3675A	Bolt for Eye Piece with Nut and Washer
27	V3628	Float-chamber	65	V3676A—1	Accelerator Pedal Lever with Pinch Bolt and Nut
28	V3629	Lid for Float-chamber	66	V3677	Dash Bracket for Throttle Control (O/S)
29	V3630	Float Needle Seat	67	V3678	Dash Bracket for Throttle Control (N/S)
30	V3631	Copper Washer for Needle Seat	68	V3679	Throttle Control Shaft
31	V3632	Float Needle	69	V3680A—1	Throttle Shaft Operating Lever with Pinch Bolt and Nut
32	V3633	Hinged Lever for Float	70	V3681A	Throttle Connecting Link with Nuts [Nut
33	V3634	Pin for Hinged Lever	71	E784—1	Throttle Control Return Spring
34	V3635	Float	72	V3683	Anchor for Return Spring
35	V3636	Fixing Stud for Float-chamber Lid	<i>Note :—For Throttle and Jet Controls see Page 31.</i>		
36	M4635	Fixing Nut for Lid			

Please state maker's CAR NUMBER and ENGINE NUMBER when ordering. See note on Page 3. Prices of Spare Parts are shown on separate list.

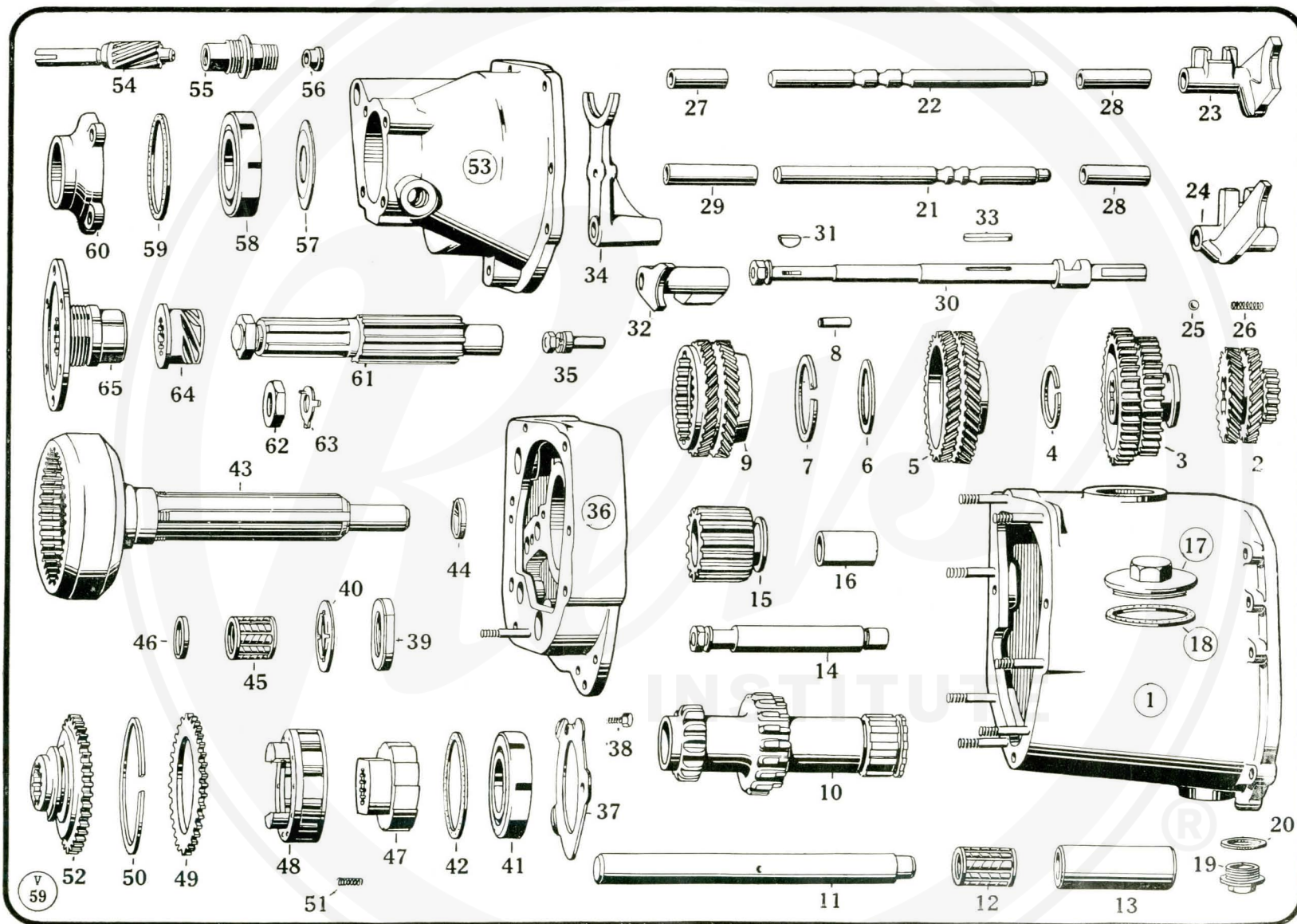


WOLSELEY "16 (SIXTEEN)"

Flywheel, Clutch, Clutch Casing and Clutch Pedal

No. of Illustration.	Service No. for ordering.	Description of Part.	No. of Illustration.	Service No. for ordering.	Description of Part.
Flywheel and Clutch			Clutch Pit and First Motion Shaft		
1	V3701	Flywheel	—	V3721A	Clutch Pit complete with First Motion Shaft and Pedal Fulcrum Pin
2	G701A	Bolt and Nut for Flywheel	20	V3722A	Clutch Pit with Pedal Fulcrum Pin
3	G702	Lock Plate for Flywheel Bolts	21	V3723	Bearing Adjusting Nut
4	V3702A	Clutch Plate complete with Centre and two Fabrics	22	V3724	Spring Ring for Adjusting Nut
—	V3703A	Clutch Cover complete with Springs, Finger Levers and Friction Plate	23	V3725	Oil Thrower for First Motion Shaft
5	V3704	Clutch Cover	24	V804	Bearing Packing Joint
6	V3705	Clutch Pressure Plate	—	V3735	Packing Washer for Bearing
7	V3706	Clutch Spring	25	F656	Ball Bearing for First Motion Shaft
8	V3707	Clutch Release Lever Plate	26	V3728	Distance Piece for Ball Bearing
9	V3708	*Clutch Release Lever (Set of 3)	27	V3729	Retaining Plate for Ball Bearing
10	V3709	Release Lever Retaining Wire	28	V3730A	Bolt, Nut and Washer for Retaining Plate
11	V3710	*Clutch Release Lever Pin and Eye Bolt (set of 3)	29	V3731	First Motion Shaft
12	V3711	Nut for Clutch Eye Bolt	30	GD737	Spigot Bearing in First Motion Shaft
13	V3712	Clutch Anti-Rattle Spring	31	V3733	Cover for Clutch Pit
14	V3713	Clutch Thrust Race	—	V3734	Set Screw for Cover
15	V3714	Clutch Operating Sleeve	Clutch Operating Mechanism		
16	V3715A	Extension for Clutch Thrust Greaser	32	V3741	Clutch Pedal
17	SG2	Greaser for Clutch Thrust Bearing	33	TG101	Greaser for Pedal
18	V3716	Clutch Operating Fork	34	V3743A	Adjusting Rod for Clutch Pedal with Pad
19	V3717A	Pin for Clutch Operating Fork with Washers and Split Pins	35	V3744	Rubber Pad for Pedal Top
—	V3718A	Clutch Operating Sleeve complete with Thrust Bearing and Greaser	36	F734A	Locking Pin for Adjustable Rod with Nut and Washer
		*Note :—Either of these parts are only supplied in sets (3 per set)	37	V3746A	Clutch Stop Pin and Nut
			38	V3747A	Adjusting Screw for Clutch Pedal with Nut
			39	V3748	Spring Eye for Adjusting Screw
			40	V3749	Spring Anchor on Clutch Pit
			41	V3750	Return Spring for Clutch Pedal

Please state maker's CAR NUMBER and CHASSIS NUMBER when ordering. See note on Page 3. Prices of Spare Parts are shown on separate list.

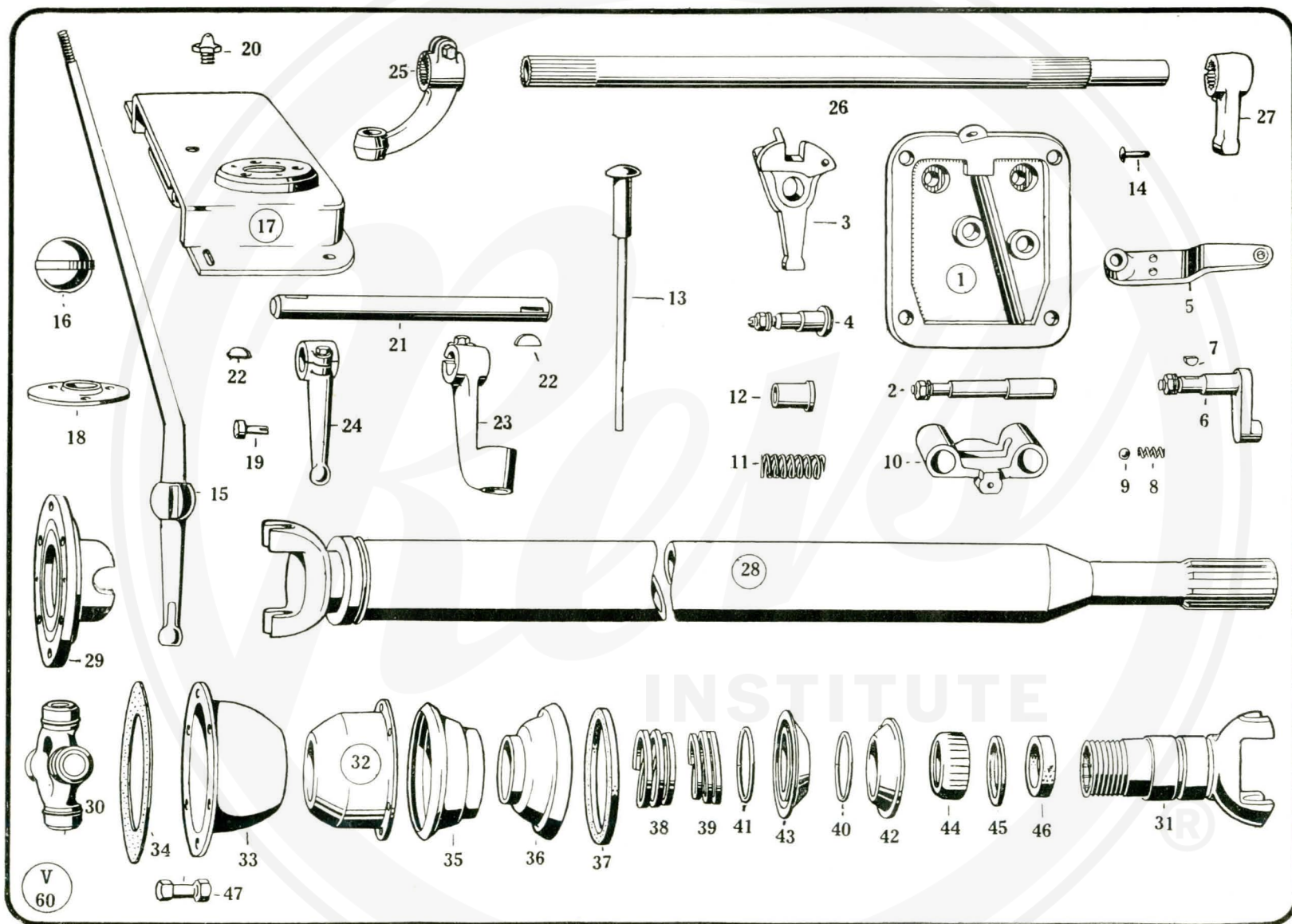


WOLSELEY "16 (SIXTEEN)"

Gearcase and Gears, Change Speed Rods and Forks

No. of Illus- tration.	Service No. for ordering.	Description of Part.	No. of Illus- tration.	Service No. for ordering.	Description of Part.
Gearcase and Gears			33	V3833	Key for Reverse Fork
—	V3801	Joint between Gearcase and Clutch Pit	34	V3834	Free Wheel Fork
1	V3802A	Gearcase (Studded)	35	V3835A	Pin for Free Wheel Fork with Nut and Washer
2	V2815	Third and Fourth Speed Sliding Gear	Rear Cover, Main Shaft and Free Wheel		
3	V3804	First and Second Speed Sliding Gear	—	V3841	Joint between Rear Cover and Gearcase
4	V3805	Spring Ring for Constant Mesh Gear	—	V3842A	Rear Cover complete with Main Shaft and Bearing
5	V3806	Constant Mesh Gear	36	V3843A	Rear Cover (studded)
6	V3807	Washer for Third Speed Layshaft Gear	37	V3844	Bearing Retaining Plate
7	V3808	Spring Ring for Third Speed Layshaft Gear	38	V3845	Set Screw for Bearing Plate
8	V3809	Rollers for Third Speed Layshaft Gear	39	G732	Bearing Retaining Nut
9	V3810	Third Speed Layshaft Gear	40	G733	Lock Plate for Retaining Nut
10	V3811—1	Layshaft Gear	41	F656	Ball Bearing for Main Shaft
11	V3812	Layshaft	42	V804	Bearing Packing Joint
—	V2834	Locking Screw for Layshaft	43	V3850A	Main Shaft
12	V828	Hyatt Roller Bearing for Layshaft	44	F692	Distance Piece for Spigot Bearing on First Motion Shaft
13	V3814	Distance Piece for Layshaft Bearings	45	V3852	Spigot Bearing for Free Wheel Shaft
—	V3815A	Layshaft Gear Assembly	46	V3853	Distance Piece for Cam Spigot Bearing
14	V3816A	Reverse Shaft with Nut and Washer	47	V3854	Free Wheel Cam
15	V3817A	Reverse Gear (Bushed)	48	V3855A	Roller Cage with Rollers for Free Wheel
16	M2855	Bush for Reverse Gear	49	V3856	Retaining Ring for Free Wheel Rollers
17	E31—1	Filler Plug for Gearcase	50	V3857	Spring Ring for Retaining Ring
18	E32	Washer for Filler Plug	51	V3858	Spring for Free Wheel Cage
19	M709	Drain Plug for Gearcase	52	V3859	Driven Dog for Free Wheel
20	M710	Washer for Drain Plug	—	V3860	Joint between Rear Cover and Free Wheel Case
Change Speed Rods and Forks			53	V3861A	Casing for Free Wheel with Studs and Speedometer Gear Bearing
21	V3821	Third and Fourth Change Speed Rod	54	V3862	Speedometer Gear (Driven)
22	V3822	First and Second Change Speed Rod	55	V3863—1	Bearing for Speedometer Gear
23	V3823	Third and Fourth Change Speed Fork	56	G606	Bush for Speedometer Driven Gear
24	V3824	First and Second Change Speed Fork	57	V3865	Oil Thrower for Free Wheel Shaft
25	M734	Plunger Ball for Change Speed Forks	58	F656	Ball Bearing for Free Wheel Shaft
26	M738—1	Plunger Spring for Change Speed Forks	59	V804	Packing Joint for Ball Bearing
27	V3827	Distance Piece for Rod (First Speed)	—	V3868	Joint between Free Wheel Casing and Cap
28	V3828	Distance Piece for Rod (Second or Fourth Speeds)	60	V3869	Cap for Free Wheel Casing
29	V3829	Distance Piece for Rod (Third Speed)	61	V3870A	Free Wheel Shaft with Nut and Washer
30	V3830A	Reverse and Free Wheel Operating Rod with Nut, Washer and Keys	62	V2825	Nut for Free Wheel Shaft
31	C 227	Key for Free Wheel Lever	63	V826	Washer for Nut
32	V3832	Reverse Fork	64	V3871	Speedometer Gear (Driver)
			65	V3872	Universal Joint Flange

Please state maker's CAR NUMBER and CHASSIS NUMBER when ordering. See note on Page 3. Prices of Spare Parts are shown on separate list.

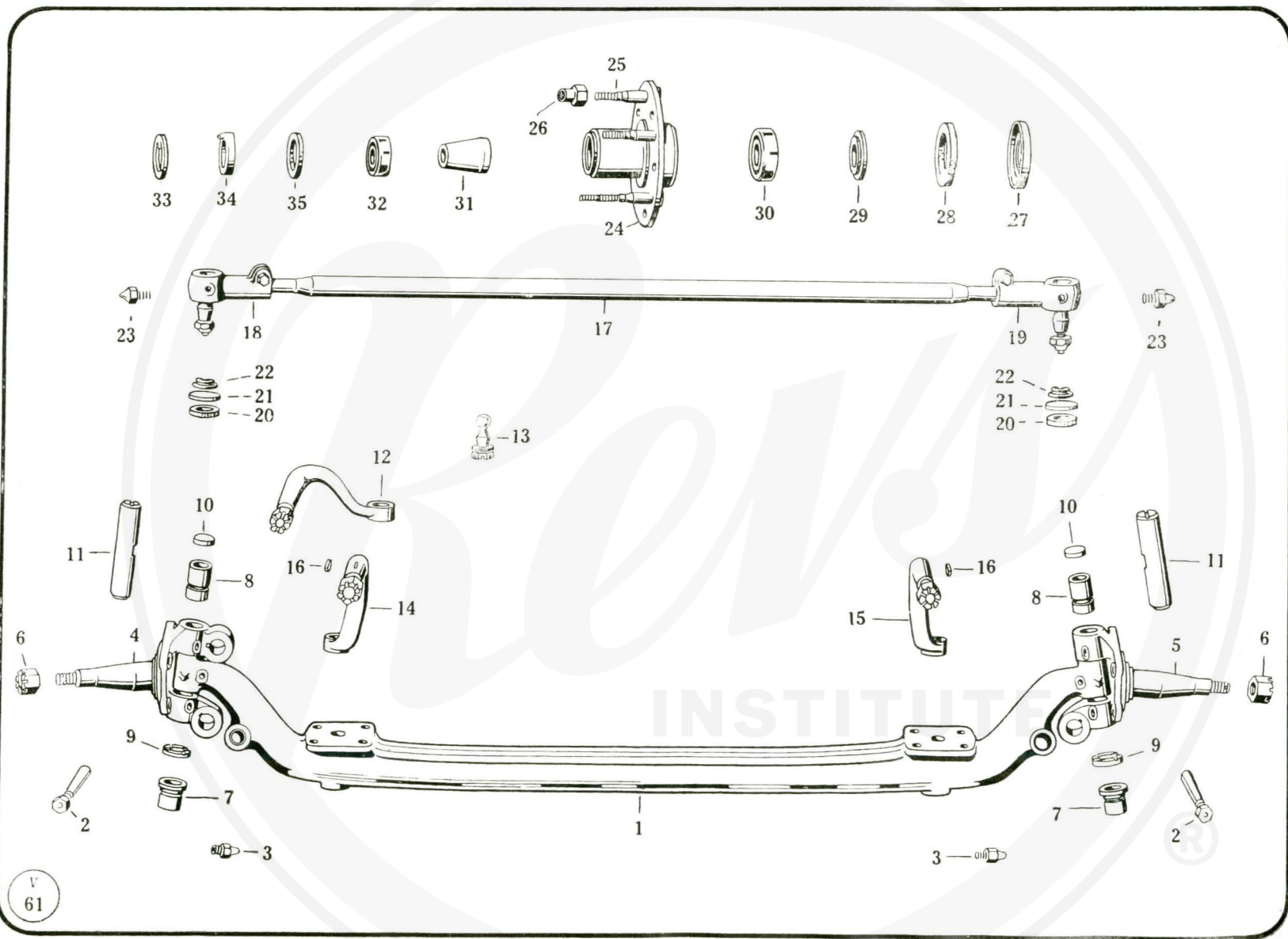


WOLSELEY "16 (SIXTEEN)"

Change Speed and Free Wheel Operating Mechanism, also Propeller Shaft

No. of Illustration.	Service No. for ordering.	Description of Part.	No. of Illustration.	Service No. for ordering.	Description of Part.
		Gearcase Side Door with Levers and Change Speed Lock	25	V3933A	Lever on Operating Tube (Outer) with Pinch Bolt, Nut and Washer
1	V3901	Side Door for Gearcase	—	V3934A	Pinch Bolt, Nut and Washer for Outer Lever on Tube
2	V3902A	Pin for Change Speed Lock with Nut and Washer	26	V3935A	Change Speed Operating Tube
3	V3903A	Reverse Operating Lever	27	V3936A	Finger Lever on Operating Tube (inside Gearcase) with Pinch Bolt
4	V3904A	Pin for Reverse Operating Lever with Nut and Washer	—	M26	Pinch Bolt for Finger Lever
5	V3905	Control Lever for Free Wheel (Outer)	—	V3938A	Change Speed Hand Lever assembled with Cross Shaft, Levers and Cover
6	V3906A	Control Lever for Free Wheel (Inner) with Nut, Washer and Key	—	V3939	Packing Piece for Support and Cover
7	H189	Key for Free Wheel Control Lever (Outer)			Propeller Shaft and Universal Joint
8	V3908	Plunger Spring for Outer Free Wheel Lever	28	V3954A	Propeller Shaft with Fixed Yoke and Splined End
9	M734	Plunger Ball for Outer Free Wheel Lever	29	V851	Universal Joint Flange Yoke (Front or Rear)
10	V3910	Change Speed Lock	30	V853A	Universal Joint Journal (Bushes) (Front or Rear)
11	V3911	Spring for Lock	31	V3957	Universal Joint Splined Yoke (Front)
12	V3912	Distance Piece for Lock	32	V3958	Universal Joint Inner Casing (Front)
—	V3913	Joint between Side Door and Gearcase	33	V3959	Universal Joint Inner Casing (Rear)
—	V3914A	Side Door assembled with Levers and Lock Pins (less Dipstick)	34	V857	Gasket for Yoke and Inner Casing (Front or Rear)
13	V3915A	Oil Level Dipstick	35	V859	Outer Casing (Front)
14	V3916	Rivet for Reverse Operating Lever	36	V3962	Outer Casing (Rear)
		Change Speed Hand Lever and Rods	37	V860	Packing for Casing
15	V3921A	Change Speed Hand Lever with Knob	38	V862	Retaining Spring for Outer Casing (Front)
16	M2724	Knob for Change Speed Hand Lever	39	V3965	Retaining Spring for Outer Casing (Rear)
17	V3923A	Cover for Change Speed complete with Cross Shaft and Bracket	40	V3966	Baffle Spring (Front)
—	V3924A	Bolt, Nut and Washer for Support	41	V3967	Baffle Spring (Rear)
18	V3925	Cover for Change Speed Lever Ball	42	V3968	Baffle Cup (Front)
19	V3926	Locking Rivet for Ball	43	V3969	Baffle Cup (Rear)
20	TG101	Greaser for Change Speed Cross Shaft	44	V867	Dust Cap for Splined Yoke (Front)
21	V3928	Change Speed Cross Shaft	45	V868	Steel Washer for Cap (Front)
22	G227	Key for Cross Shaft	46	V869	Felt Ring for Cap (Front)
23	V3930A	Lever on Cross Shaft (O/S) with Pinch Bolt	—	V3973A	Propeller Shaft complete
—	V3931	Pinch Bolt for Levers on Cross Shaft	—	TG102	Greaser for Propeller Shaft (Front or Rear)
24	V3932A	Lever on Cross Shaft (N/S) with Pinch Bolt	47	V3975A	Bolt, Nut and Washer for Universal Joints

Please state maker's CAR NUMBER and ENGINE NUMBER when ordering. See note on Page 3. Prices of Spare Parts are shown on separate list.



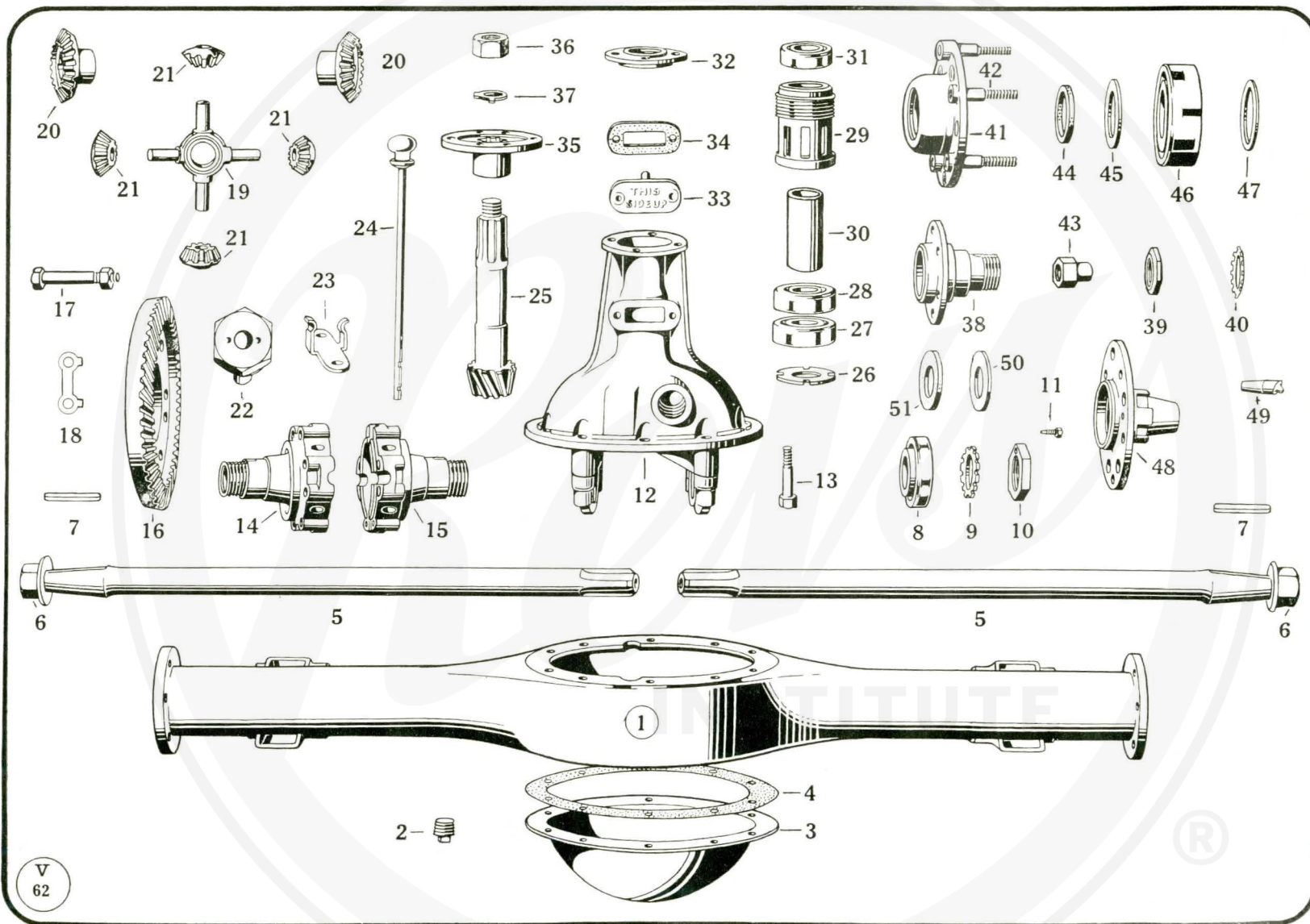
WOLSELEY " 16 (SIXTEEN) "

Front Axle, Front Hub and Steering Track Rod

No. of Illus- tration.	Service No. for ordering.	Description of Part.	No. of Illus- tration.	Service No. for ordering.	Description of Part.
Front Axle					
1	V4001	Front Axle Beam	18	V4023A	End for Track Rod (R.H. Thread) complete with Ball Pin
2	V1002A	Cotter Pin and Nut for Swivel Pin	19	V4024A	End for Track Rod (L.H. Thread) complete with Ball Pin
3	TG101	Greaser for Swivel Bushes	20	V4025	Felt Washer
4	V4004A	Swivel Axle (O/S) with Bushes, Nuts and Greasers (R.H. Thread Nut)	21	V4026	Dust Cover for Felt Washer
5	V4005A	Swivel Axle (N/S) with Bushes, Nuts and Greasers (L.H. Thread Nut)	22	V4027	Spring for Dust Cover
6	V4006	Nut for Swivel Arm (R.H. Thread)	23	TG102	Greaser for Track Rod
	V4006—1	Nut for Swivel Arm (L.H. Thread)	Front Hub		
7	V1007	Bush for Swivel Axle (Bottom)	24	V4041A	Front Hub complete with Wheel Studs
8	V1008A	Bush for Swivel Axle (Top) with Cap	—	V4042A	Front Hub complete with Bearings and Wheel Studs
9	V1009	Thrust Washer for Swivel Pin	25	V4043—1	Wheel Stud
10	V1010	Cap for Swivel Pin Bush	26	V964	Nut for Road Wheel
11	V1011	Swivel Pin	27	V1031	Retainer for Felt Washer
12	V4012A	Steering Lever (O/S) with Nut, Split Pin and Key	28	V1032	Felt Washer
13	V4013A	Ball Pin and Nut for Steering Lever	29	V1033	Distance Washer
14	V4014A	Steering Arm (O/S) with Nut, Split Pin and Key	30	V1034	Ball Bearing (Large)
15	V4015A	Steering Arm (N/S) with Nut, Split Pin and Key	31	V4049	Distance Piece for Ball Bearings
16	V1015	Key for Steering Arm or Steering Lever	32	V1038	Ball Bearing (Small)
Steering Track Rod			33	V1041	Bearing Retaining Washer
—	V4021A	Track Rod complete	34	V1040	Grease Retainer for Front Hub
17	V4022	Track Rod	35	M1028	Felt Washer for Grease Retainer

Note :—For Front Wheel Brake see Page 29, for Road Wheels see Page 27.

Please state maker's CAR NUMBER and CHASSIS NUMBER when ordering. See note on Page 3. Prices of Spare Parts are shown on separate list.

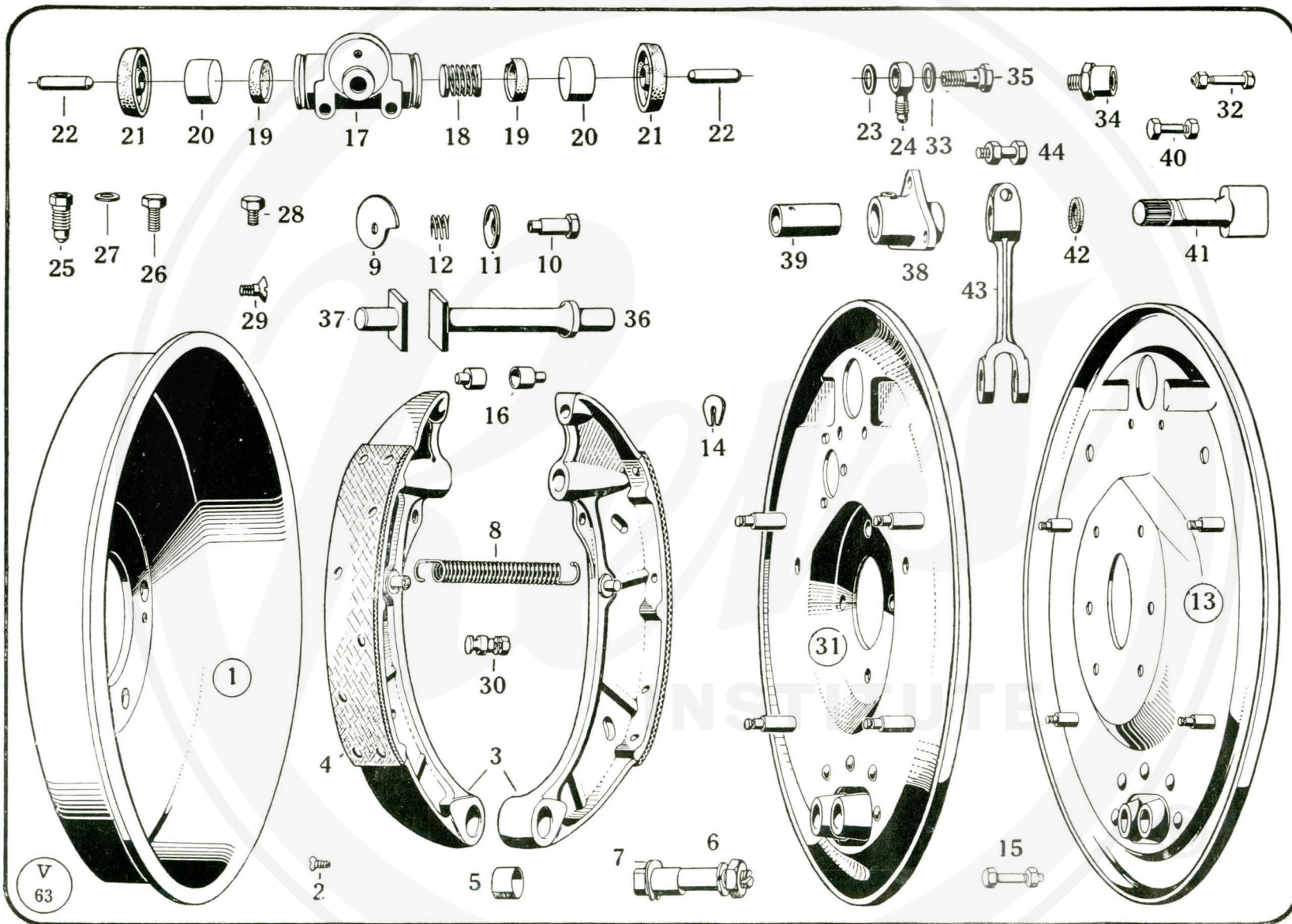


WOLSELEY " 16 (SIXTEEN) "

Rear Axle, Rear Hub and Road Wheels

No. of Illustration.	Service No. for ordering.	Description of Part.	No. of Illustration.	Service No. for ordering.	Description of Part.
Rear Axle			33	V933	Lock for Pinion Adjusting Sleeve
1	V4101A	Axle Banjo complete with Spring Seats	34	V934	Felt Joint for Lock
2	G809	Drain Plug for Axle Banjo	—	V935	Screw for Lock
3	V4103	Rear Cover for Axle Banjo	35	V4152	Universal Joint Flange on Bevel Pinion
4	G2807	Joint for Covers (Front or Rear)	36	V2825	Nut for Bevel Pinion
			37	V826	Locking Washer for Nut
Differential Shaft			Rear Hub		
5	V4110A	Differential Shaft with Nut and Washer	38	V4161	Wheel Bearing Support (O.S)
6	V911	Nut for Differential Shaft	—	V4162	Wheel Bearing Support (N.S)
7	G811	Key for Differential Shaft	39	V958	Wheel Bearing Retaining Nut (O.S)
			—	V959	Wheel Bearing Retaining Nut (N.S)
Front Cover, Differential Cage and Bearings			40	V957	Locking Washer for Bearing Retaining Nut
8	V4115	Roller Bearing for Differential Housing	41	V4167A	Wheel Bearing Housing complete with Wheel Studs
9	V4116	Adjusting Washer for Differential Cage Bearing	—	V4168A	Wheel Bearing Housing complete with Bearing and Wheel Studs
10	V4117	Adjusting Nut for Differential Cage Bearing	42	V4169	Wheel Stud
11	V4118	Locking Screw for Adjusting Nut	43	V964	Wheel Nut
12	V4119A	Front Cover complete with Differential Bearing Caps	44	V954	Oil Retaining Felt Washer in Bearing Housing
13	V4120	Bolt for Differential Bearing Cap [(less Dip Stick)]	45	V4171	Retaining Plate for Felt Washer
14	V4121	Differential Cage (Female)	46	V956	Wheel Bearing
15	V4122	Differential Cage (Male)	47	V965	Packing Washer for Bearing Housing
16	V4123	Crown Wheel (10.51 Ratio)	48	V4174	Rear Hub
17	V4124A	Bolt and Nut (Crown Wheel to Differential Cage)	49	TG106	Greaser for Rear Hub
18	V4125	Lock Plate for Crown Wheel Bolts	50	V4177	Oil Retaining Plate
19	V4126	Differential Star Piece	51	V4178	Oil Retaining Washer
20	V4127	Differential Wheel			<i>Note :—For Rear Wheel Brake see Page 29.</i>
21	V4128	Differential Pinion			Road Wheels
22	V4129	Filler Plug	—	V975—1	Road Wheel 28 in. × 5.50 in. (5.50 in. × 18 in.)
23	M5054	Spring Retainer for Dipstick	—	V976—2	Hub Cap
—	V4131	Screw for Spring Retainer			Sub-Assemblies
24	V4132A	Oil Level Dipstick with Knob	—	V4185A	Front Cover complete with Crown Wheel, Pinion and Differential Gears and Universal Joint Flange
			—	V4186A	Front Cover complete with Pinion and Bearings and Universal Flange (less Crown Wheel and Differential Gears)
Bevel Pinion and Bearings			—	V4187A	Differential Cage with Crown Wheel and Differential Gears
25	V4140A	Bevel Pinion (10.51 Ratio) with Nut and Washer			
26	V927	Washer for Bevel Pinion			
27	V928	Pinion Roller Bearing (Inner)			
28	V929	Pinion Ball Bearing (Inner)			
29	V930	Adjusting Sleeve for Pinion Bearings			
30	V931	Distance Piece for Pinion Bearings			
—	V932	Shim for Distance Piece			
31	V936	Ball Bearing for Bevel Pinion (Outer)			
32	V937	Cap for Pinion Outer Bearing			

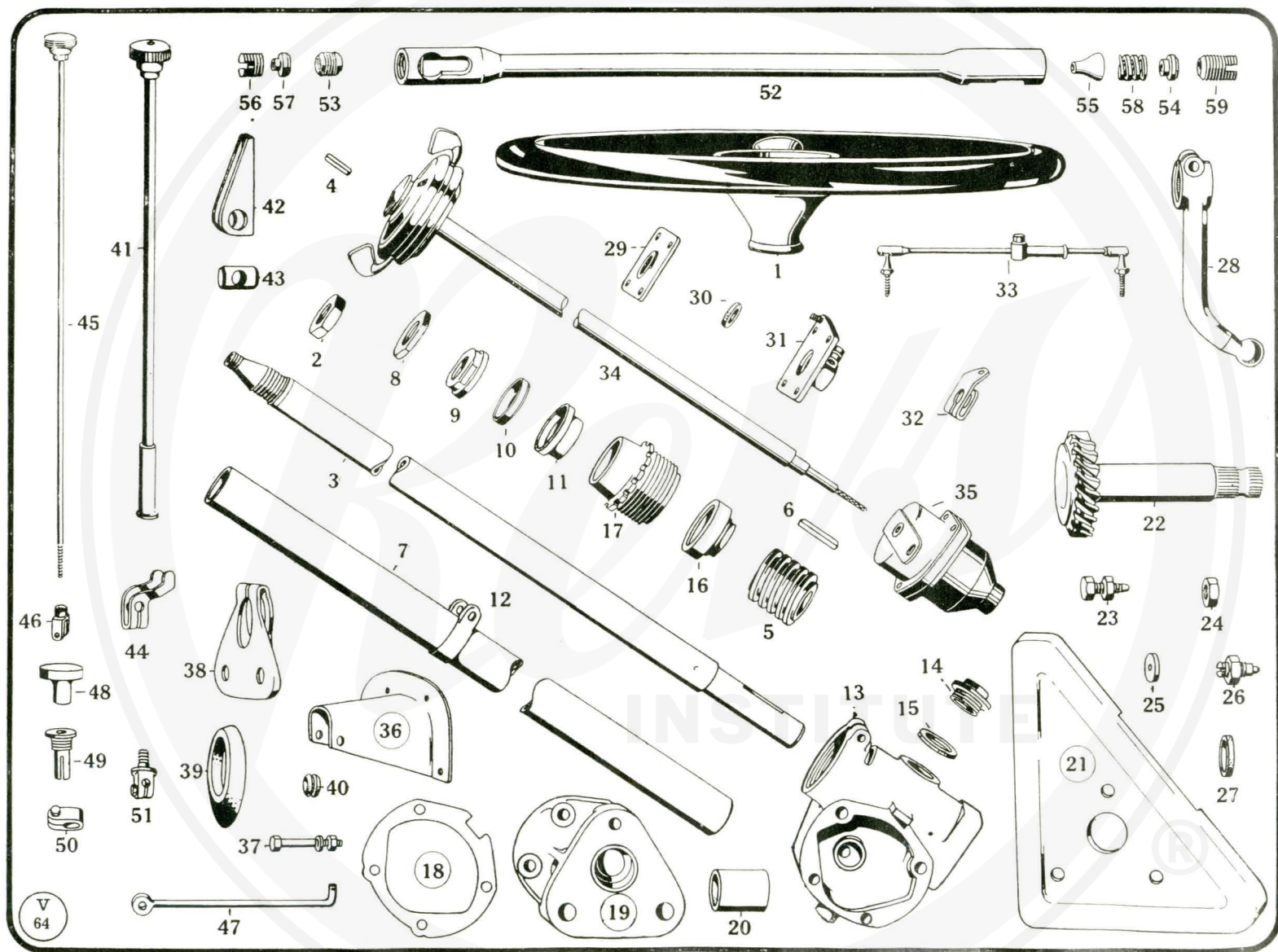
Please state maker's CAR NUMBER and CHASSIS NUMBER when ordering. See note on Page 3. Prices of Spare Parts are shown on separate list.



Brakes (Front and Rear)

No. of Illustration.	Service No. for ordering.	Description of Part.	No. of Illustration.	Service No. for ordering.	Description of Part.
Front Wheel Brake					
1	V4201	Brake-drum	6	GD968A	Fulcrum Pin for Brake-shoe with Nut, Washer and Grip Piece for Fulcrum Pin [Grip Piece
2	V1102	Screw for Brake-drum	7	GD969	Pull-off Spring for Brake-shoes
3	GD965A	Brake-shoe complete with Lining (pair)	8	V4209	Pin for Pull-off Spring with Nut and Washer
4	GD966—2	Lining for Brake-shoe	30	GD1072A	Adjusting Cam for Brake-shoes
5	GD967	Bush for Brake-shoe	9	GD971	Pin for Cam
6	GD968A	Fulcrum Pin for Brake-shoe with Nut, Washer and Grip Piece	10	GD972	Washer for Cam Pin
7	GD969	Grip Piece for Fulcrum Pin	11	GD973	Spring on Cam Pin
8	GD970	Pull-off Spring for Brake-shoe	12	GD974	Bracket for Brake-shoes O/S (forming Dust Cover for Drum, complete with Fulcrum Pin Bracket, Adjusting Cams and Brake-shoe Steady Pins)
9	GD971	Adjusting Cam for Brake-shoe	31	GD975A—2	Bracket for Brake-shoes (N/S) (forming Dust Cover for Drum complete with Fulcrum Pin Bracket, Adjusting Cams and Brake-shoe Steady Pins)
10	GD972	Pin for Cam	—	GD975A—1	Grip Piece for Steady Pins
11	GD973	Washer for Cam Pin	14	GD976	Bolt, Nut and Washer for Brake Bracket to Axle Tube
12	GD974	Spring on Cam Pin	32	V4247A	Socket in Brake-shoe for Push Rod
13	V4213A	Bracket for Brake-shoes (forming Dust Cover for Drum, complete with Fulcrum Pin Bracket, Adjusting Cams and Brake-shoe Steady Pins)	16	GD978	Wheel Cylinder assembled complete
14	GD976	Grip Piece for Steady Pin	—	GD979A	Wheel Cylinder
15	GD1047A	Bolt, Nut and Split Pin (Bracket to Swivels)	17	GD980	Spring with Retainer
16	GD978	Socket in Brake-shoe for Push Rod	18	GD981A	Cup for Wheel Cylinder
—	GD1049A	Wheel Cylinder assembled complete	19	GD982	Piston for Wheel Cylinder
17	GD980	Wheel Cylinder	20	GD983	Boot for Wheel Cylinder
18	GD981A	Spring with Retainer	21	GD984	Push Rod
19	GD982	Cup for Wheel Cylinder	22	GD985	Washer for Inlet Connection (Inner)
20	GD983	Piston for Wheel Cylinder	23	GD986	Washer for Inlet Connection (Outer)
21	GD984	Boot for Wheel Cylinder	33	GD987	Inlet Connection
22	GD985	Push Rod	34	GD988	Bolt for Inlet Connection
23	GD986	Washer for Inlet Connection	35	GD989	Bleeder Screw
24	GD1057	Inlet Connection	25	GD990	Set Screw for Bleeder Screw
25	GD990	Bleeder Screw	26	GD991	Spring Washer for Set Screw
26	GD991	Set Screw for Bleeder Screw	27	GD992	Screw for Attaching Wheel Cylinder to Brake Bracket
27	GD992	Spring Washer for Set Screw	36	GD1061	Thrust Piece for Hand Brake Cam (Long)
28	GD993	Screw for Attaching Wheel Cylinder to Brake Bracket	37	GD1062	Thrust Piece for Hand Brake Cam (Short)
<i>Note :—For Foot Brake Control see Page 33.</i>			38	V4266A	Bracket for Hand Brake Cam (Bushed)
<i>For Hand Brake Control see Page 33.</i>			39	V4267	Bush for Cam Bracket
Rear Wheel Brakes (Hand and Foot)			40	GD1073A	Bolt, Nut and Split Pin for Brake Cam Bracket
1	V4201	Brake-drum	<i>Note :—For Greaser Details see Page 37.</i>		
29	V1102	Screw for Brake-drum	41	V4270	Hand Brake Cam
3	GD965A—1	Brake-shoe complete with Lining (pair)	42	GD1068	Felt Washer for Cam
4	GD966—3	Lining for Brake-shoe	43	V1112A	Hand Brake Operating Lever (O/S or N/S) with Pinch Bolt, Nut and Washer for Lever [Bolt
5	GD967	Bush for Brake-shoe	44	V1113A	

Please state maker's CAR NUMBER and CHASSIS NUMBER when ordering. See note on Page 3. Prices of Spare Parts are shown on separate list.

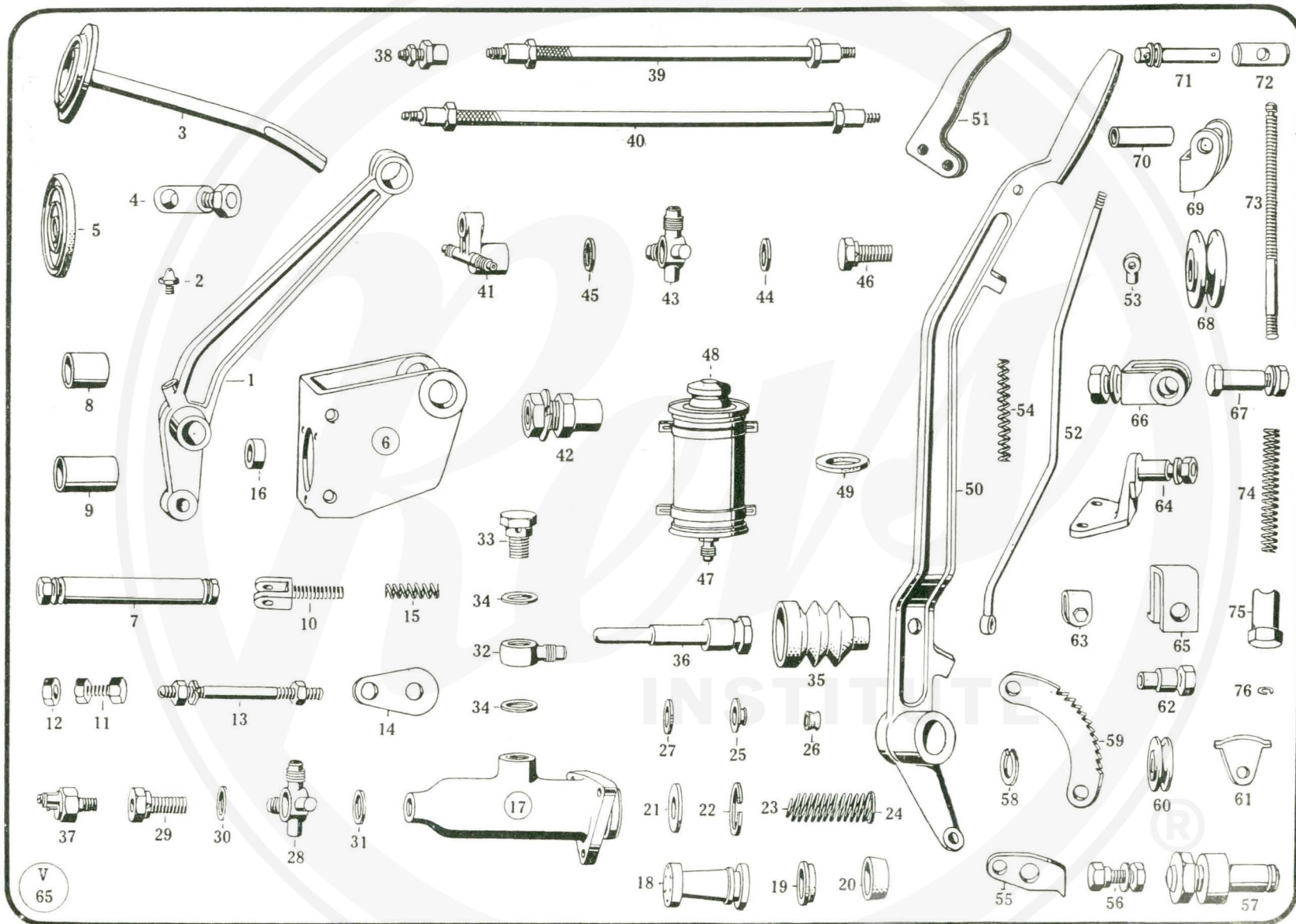


WOLSELEY "16 (SIXTEEN)"

Control—Steering and Ignition

No. of Illustration.	Service No. for ordering.	Description of Part.	No. of Illustration.	Service No. for ordering.	Description of Part.
1	V4301	Steering Wheel			Ignition, Lamp and Horn Control
2	V4302	Retaining Nut for Steering Wheel	34	V4345	Steering Column Control complete (Lucas Model AA3)
3	V4303A	Steering Column Tube complete with Top End Piece	35	V4346	Switchbox complete (Lucas Model SLC2)
4	M2853	Key for Steering Wheel			Steering Column Support Details
5	V4305	Steering Worm			Support Bracket for Steering Column
6	V4306	Key for Steering Worm	36	V4351	Bolt, Nut and Washer (Column to Bracket)
7	V4307	Cover Tube for Steering Column	37	V4352A	
8	V4308	Lock Nut for Steering Ball Race			Controls on Steering Column
9	V4309	Upper Ball Race for Steering Column			Bracket on Steering Column for Throttle and Free Wheel Controls
—	V4310	$\frac{3}{16}$ " dia. Steel Balls (24 per Set)	38	V4361A	Bolt, Nut and Washer for Bracket
10	V4311	Lower Ball Race for Steering Column	—	V4362A	Rubber Seal for Column
11	V4312	Housing for Lower Ball Race	39	V4363	Bearing for Slow Running Tube
12	V1261	Link for Cover Tube	40	V4364	Slow Running Control complete with Knob, Nut and Adjusting Collar
13	V4314A	Steering Box (Studded) with Bearings	41	V4365A	Bracket for Slow Running Trunnion
14	M709	Filler Plug for Steering Box	42	V4366	Trunnion for Slow Running Control
15	M710	Washer for Filler Plug	43	V4367	Stop for Slow Running Control
—	V2215A	Pinch Bolt, Nut and Washer in Box for Bearing	44	V4368	Jet Control Rod, Knob and Lock Nut
16	V4318	Roller Bearing for Steering Worm [Adjustment	45	V4369A	Jaw End for Jet Control Rod with Pin
17	V2217	Adjusting Nut for Steering Worm Bearing	46	V4370A	Connecting Link for Jet Control
18	V2218	Shim for Steering Box	47	V4371	Knob for Free Wheel Control
19	V4321A	Steering Box Bracket (Bushed)	48	V4372	Bearing for Free Wheel Control with Nut
20	V2222	Bush for Steering Box Bracket	49	V4373A	Pinching Collar for Free Wheel Control with Bolt and Washer
21	V4323	Steering Box Frame Bracket	50	V4374A	Free Wheel Flexible Control Rod (less Knob) with Jaw End
—	V4324A	Bolt, Nut and Washer (Box Bracket to Frame Bracket)	51	V4376A	Eye Piece on Clutch Pit
22	V4325	Steering Worm Wheel			Steering Draglink
—	V4326	Cup for Spring for Steering Box Bracket			Draglink Tube
—	V4327	Spring for Steering Box Bracket	52	V4381	Ball Cup for Draglink Tube
23	V2227A	Adjusting Screw and Nut for Worm Wheel	53	V4382	Spring Plunger
24	V2228	Lock Nut for Adjusting Screw	54	V4383	Plunger Spring Seat
25	V2229	Thrust Washer for Steering Worm Wheel	55	V4384	End Plug
26	V2230A	Screw for Thrust Washer with Lock Nut	56	V4385	Spring Plunger
27	V2231	Felt Washer for Worm Wheel [and Split Pin	57	V4386	Ball Cup Spring
28	V4331A	Steering Drop Arm with Pinch Bolt, Nut, Washer	58	V4387	End Cup
—	V2234A	Pinch Bolt, Nut, Washer and Split Pin for Drop Arm	59	V4388	Greaser for Steering Draglink
29	V4333	Retainer for Bottom Felt Washer	—	TG103	Steering Draglink complete
30	V4334	Felt Washer	—	V4390A	
31	V4335A	Bottom Cover for Steering Box with Stud, Pinch Bolt, Nut and Washer			
—	V4336A	Pinch Bolt, Nut and Washer for Bottom Cover			
32	V4337A	Ignition Control Lever with Pinching Screw			
33	V4338A	Ignition Control Rod complete			

Please state maker's CAR NUMBER and CHASSIS NUMBER when ordering. See note on Page 3. Prices of Spare Parts are shown on separate list.



WOLSELEY "16 (SIXTEEN)"

Brake Control (Hand and Foot Brakes)

No. of Illus- tration.	Service No. for ordering.	Description of Part.	No. of Illus- tration.	Service No. for ordering.	Description of Part.
Brake Pedal					
1	V4401	Brake Pedal	—	V4448A	Pipe from Rear Hose Bracket to O/S Rear Wheel
2	TG101	Greaser for Pedal	—	V4449A	Pipe from Rear Hose Bracket to N/S Rear Wheel
3	TG137	Extension for Brake Pedal Greaser	38	G1237A	Front Hose Connection with Nut and Washer
4	V4402A	Adjustable Rod for Pedal with Pad	39	M3349	Flexible Hose complete (Front Wheels)
5	F734A	Locking Pin for Adjustable Rod with Nut and Washer	40	V4452	Flexible Hose complete (Rear only)
6	V3744	Rubber Pad for Pedal	41	G1244	Hose Bracket (Rear)
7	V4405	Bracket for Pedal and Lockheed Master Cylinder	42	V4454	Hose Connection (Front O/S) with Nut and Washer
8	M3305A—1	Pin for Brake Pedal with Nuts and Washers	43	V4431	Two-way Piece (Front O/S)
9	M3306	Distance Piece for Brake Pedal Pin (Short)	44	G12986	Gasket for Two-way Piece (Inner)
10	V4408	Distance Piece for Pedal Pin (Long)	45	V4433	Gasket for Two-way Piece (Outer)
11	V4409A	Eye Piece for Master Cylinder with Bolt, Nut and Lock Nut	46	V4458	Bolt for Two-way Piece
12	V1310A	Bolt and Nut for Eye Piece			
13	V1311	Lock Nut for Eye Piece			
14	M1309A	Stud for Master Cylinder and Brake Stop with Nuts and Washer			
15	V4413	Brake Stop Piece	47	V1361A	Supply Tank complete with Fixing Brackets
16	M1311	Push-off Spring for Brake Pedal	48	M1372A	Cap for Supply Tank complete with Baffles
	V4415	Distance Piece for Master Cylinder	49	M1373	Rubber Washer for Filler Cap
				V4464A	Supply Pipe from Tank to Master Cylinder
Lockheed Master Cylinder					
17	V4421	Master Cylinder			
18	V1322	Piston for Master Cylinder	50	V4471	Hand Brake Lever
19	V1323	Secondary Cup for Master Cylinder	51	V4472	Grip Lever
20	V1324	Cup for Master Cylinder	52	V4473A	Pawl Rod with Eye Piece
21	V4424	Piston Stop	53	M755	Eye Piece for Pawl Rod (Top)
22	V4425	Retainer for Stop	54	M756	Spring for Pawl Rod
23	V4426	Return Spring for Master Cylinder with Retainer	55	V4476	Brake Pawl
24	V4427	Retainer for Return Spring	56	V4477A	Bolt for Brake Pawl and Hand Brake Lever with Nut and Washer
25	V4428	Valve Body	57	V4478A	Fulcrum Pin, Nuts and Washers
26	V4429	Valve Cup	58	V1381	Spring Ring
27	V4430	Valve Washer	59	V4480	Brake Quadrant
28	V4431	Outlet Connection		V4481A	Bolt, Nut and Washer for Quadrant
29	V4432	Bolt for Outlet Connection	60	V4482	Cable Pulley on Hand Brake Lever
30	G12986	Gasket for Outlet Connection Banjo	61	V4483	Sheath for Cable Pulley on Lever
31	V4433	Gasket for Outlet Connection	62	V4484A	Spindle for Cable Pulley on Lever with Nut and Washer
32	V4434	Banjo Connection (Inlet)		V4485	Cable for Hand Brake
33	V4435	Banjo Connection Fixing Bolt	63	V4486A	Clip for Cable with Bolt and Nut
34	V4436	Gasket for Inlet	64	V4487A	Frame Bracket for Guide Pulley with Nut and Washer
35	V1337	Boot for Master Cylinder	65	V4488	Retaining Plate for Cable
36	V4437	Push Rod assembled with Cap	66	V4489A	Bracket for Guide Pulley on Cross Member with Nut and Washer
37	V4438	Signal Lamp Switch	67	V4490A	Pin for Pulley with Nut and Washers
—	V4439A	Master Cylinder complete	68	V4491	Guide Pulley
			69	V4492	Intermediate Frame Bracket for Guide Roller
			70	V4493	Guide Roller for Hand Brake Cable
			71	V4494A	Pin for Guide Roller with Washers and Split Pin
			72	G1216	Pin in Axle Operating Lever
			73	G1213	Adjusting Screw for Brake Cable
—	V4445A	Pipe from Master Cylinder to Front Hose Two-way (O/S)	74	G1215	Spring for Adjusting Screw
—	V4446A	Pipe from Front Hose Two-way to N/S Front Wheel	75	G1214	Adjusting Nut for Brake Cable
—	V4447A	Pipe from Master Cylinder to Rear Hose	76	G1217	Lock Ring for Adjusting Screw
Lockheed Supply Tank					
HAND BRAKE CONTROL					
Hand Brake Lever					

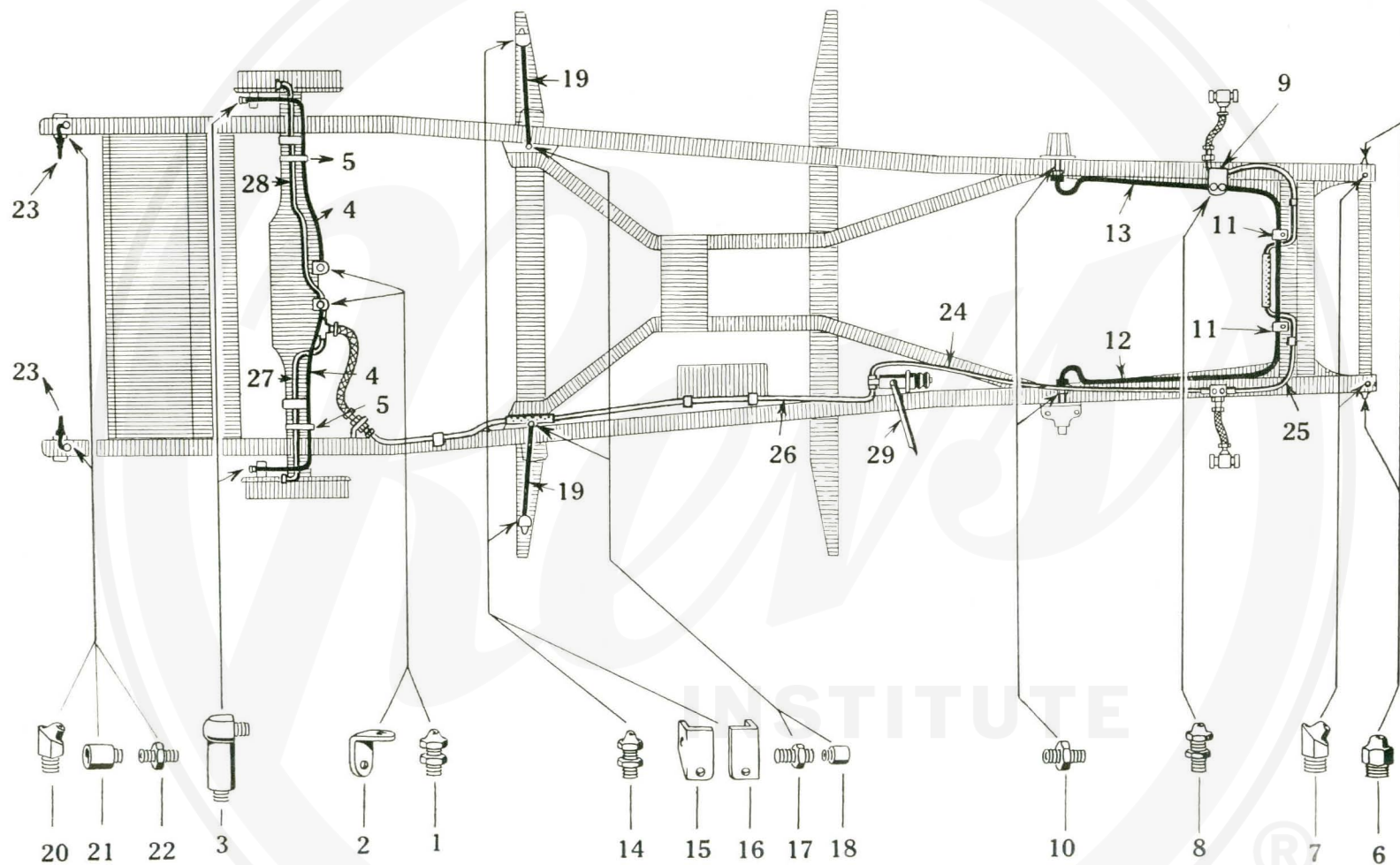
Please state maker's CAR NUMBER and CHASSIS NUMBER when ordering. See note on Page 3. Prices of Spare Parts are shown on separate list.

WOLSELEY "16 (SIXTEEN)"

Frame Fittings and Spring Suspension

No. of Illus- tration.	Service No. for ordering.	Description of Part.	No. of Illus- tration.	Service No. for ordering.	Description of Part.
Frame					
1	V4501	Frame Side Member (O S) (Drilled)	36	V4551	Bush for Spring Eye (Rear)
2	V4502	Frame Side Member (N S) (Drilled)	37	V4552A	Rear Spring Shackle with Locking Plate
3	V4503	Front Dumb-iron (O S)	38	V4553	Locking Plate for Rear Spring Shackle
4	V4504	Front Dumb-iron (N S)	39	V4554A	Pin for Rear Spring Shackle with Nut and Split Pin
5	V4505A	Front Cross Tube with End Pieces	40	V4555A	Pin for Rear Spring Front Eye
6	V4506	Front Cross Member	41	V4556	Locking Plate for Rear Spring Front Eye Pin
7	V4507	Front Spring Rear Bracket (N S)	42	V4557A	Clip for Rear Road Spring with Nuts
8	V4508	<i>Note: —For Off-side Bracket see Road Springs.</i>	43	GD1312	Packing Piece for Clip
9	V4509	Intermediate Frame Member (O S)	44	V4559	Rubber Stop for Front Springs
10	V4510	Intermediate Frame Member (N S)	—	V4560	Wick for Rear Dumb-iron
11	V4511	Front Main Cross Member and Running-board Support	Shock Absorbers and Fittings		
12	V4512	Rear Main Cross Member and Running-board Support	45	V4565	Front Shock Absorber (O S)
13	V4513	Rear Shock Absorber Bracket (O S)	—	V4566	Front Shock Absorber (N S)
—	V4514	Rear Shock Absorber Bracket (N S)	—	V4567	Rear Shock Absorber (O S)
—	V4515	Support for Rear Shock Absorber Bracket (O S)	46	V4568	Rear Shock Absorber (N S)
14	V4516A	Support for Rear Shock Absorber Bracket (N S)	47	V4569	Bracket for Front Shock Absorber (O S)
15	V4517A	Rear Dumb-iron (O S) (Bushed)	—	V4570	Bracket for Front Shock Absorber (N S)
16	V4518	Rear Dumb-iron (N S) (Bushed)	Bumpers and Fittings		
17	{ V4519 V4519—1	Bush for Rear Dumb-iron	48	V4575	Front Bumper
		Rear Cross Member (Saloon)	49	V4576	Clamp for Front Bumper (O S)
		Rear Cross Member (Coupe)	50	V4577	Clamp for Front Bumper (N S)
Road Springs and Suspension			51	V4578	Rear Bumper (O S)
—	V4524	Taper Packing for Front Road Spring	52	V4579	Rear Bumper (N S)
18	V4525A	Front Road Spring (O S) (Bushed)	—	V4580	Bracket Securing Rear Bumper } Saloon
—	V4526A	Front Road Spring (N S) (Bushed)	—	V4581	Rear Bumper
19	V4528A	Bush for Front Spring Eye	—	V4582	Clamp Plate for Bumper } Coupe
20	V4529A	Front Spring Clip with Nuts			
21	V4530A	Front Spring Shackle (Bushed) (O/S)			
—	V4531	Front Spring Shackle (Bushed) (N/S)			
22	V4532A	Bush for Front Spring Shackle			
23	V4533	Pin for Front Spring Shackle or Front Spring Rear (N S) with Nut and Split Pin			
24	V4534	Washer for Front Spring Shackle			
—	V4535	Distance Piece for Front Shackle			
25	V4536A	Front Spring Rear Bracket (O S)			
26	V4538A	Link for Front Spring Rear Support Bracket (O S) (Bushed)	53	V4585A	Battery Carrier complete
27	V4539	Bush for Link	54	V4586	Support for Battery Carrier (Front)
28	V4540	Link Pin	55	V4587	Support for Battery Carrier (Rear)
29	V4541	Locking Plate of Link Pin	56	V4588A	Battery Securing Bolt with Wing Nut
30	V4542A	Shackle Pin (O S Front Spring Rear) with Nut and Split Pin	Sub-Assemblies		
31	V4543	Damper Spring (Outer) } Front Spring Rear Support (O S)	—	V4595A	Frame complete (Saloon)
32	V4544	Damper Spring (Inner) }	—	V4595A—1	Frame complete (Coupe)
33	V4545A	Rear Road Spring (O S) (Bushed)	—	V4596A	Front Cross Tube assembled with Dumb-irons
—	V4546A	Rear Road Spring (N S) (Bushed)	—	V4597A	Off-side Front Spring Rear Support assembled with Link and Springs
34	V4547	Shock Absorber Bracket on Road Spring (O S)			
—	V4548	Shock Absorber Bracket on Road Spring (N S)			
35	V4549	Bottom Plate for Rear Road Spring			
—	V4550	Screw for Rear Road Spring			

Please state maker's CAR NUMBER and CHASSIS NUMBER when ordering. See note on Page 3. Prices of Spare Parts are shown on separate list.



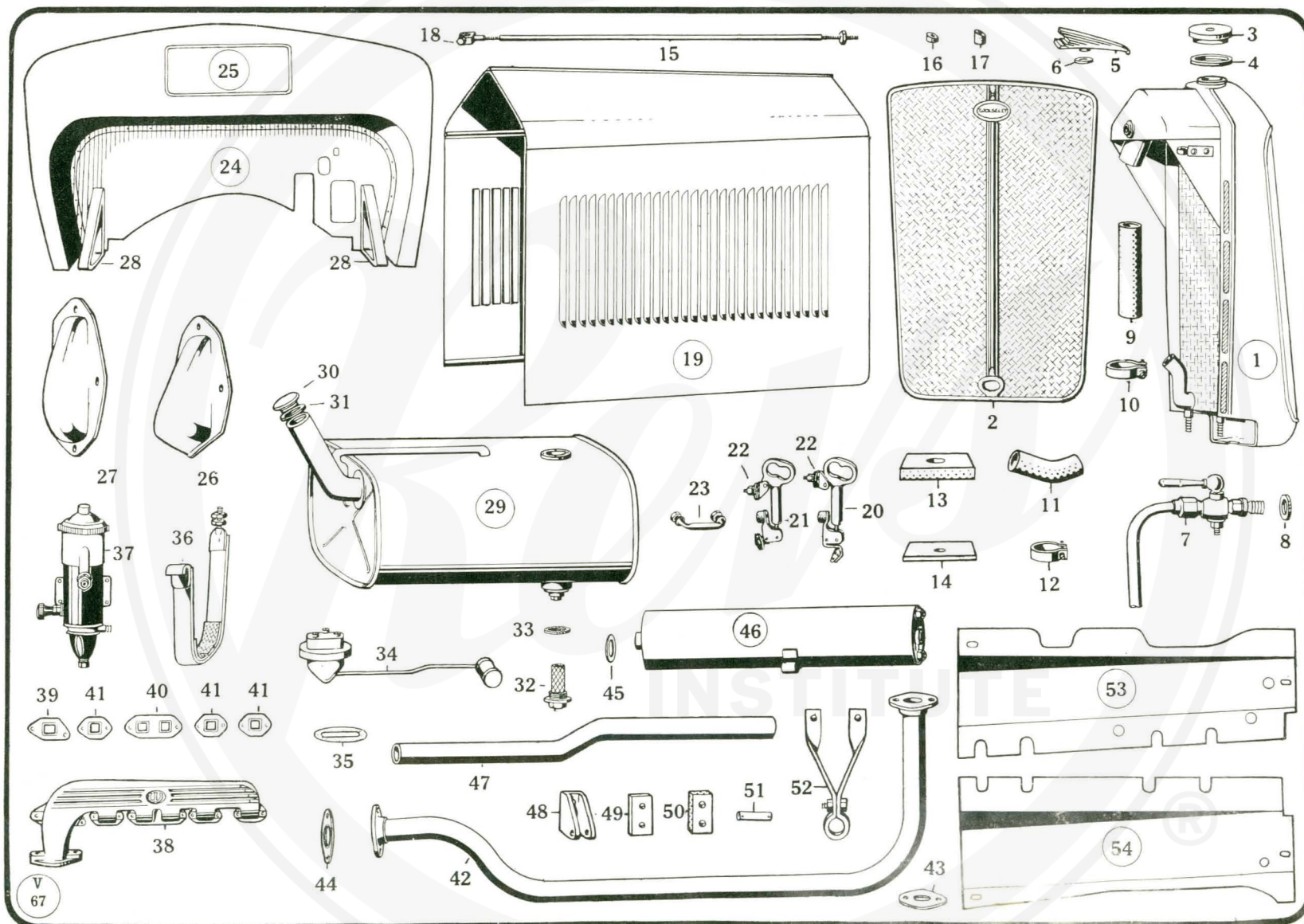
V
66^A

WOLSELEY "16 (SIXTEEN)"

Grouped Greasers and Lockheed Pipes

No. of Illustration.	Service No. for ordering.	Description of Part.	No. of Illustration.	Service No. for ordering.	Description of Part.
		GREASERS			
		Rear Axle Brake Cam			
1	TG109	Greaser Plate Fitting	14	TG109	Greaser Plate Fitting
2	TG119	Greaser Plate	15	TG121	Greaser Plate (O/S)
3	TG118	Elbow Plug	16	TG122	Greaser Plate (N/S)
4	TG138	Brass Pipe	17	TG124	Straight Connection
5	TG117	Clip for Pipe	18	TG130	Extension Piece
			19	TG136	Brass Tube
			20	TG104	Grease Plug
			21	TG130	Extension Piece
			22	TG124	Straight Connection
			23	TG137	Brass Tube
		Road Spring Greasers			
6	TG101	Grease Plug for Front Spring Shackle			
7	TG104	Grease Plug for Front Spring Shackle			
8	TG109	Greaser Plate Fitting	24	V4445A	Pipe from Master Cylinder to Front Hose Two-way (O/S)
9	TG129	Greaser Plate	25	V4446A	Pipe from Front Hose Two-way to N/S Front Wheel
10	TG124	Straight Connection	26	V4447A	Pipe from Master Cylinder to Rear Hose
11	TG120	Pipe Support	27	V4448A	Pipe from Rear Hose Bracket to O/S Rear Wheel
12	TG135	Brass Tube (Long)	28	V4449A	Pipe from Rear Hose Bracket to N/S Rear Wheel
13	TG133	Brass Tube (Short)	29	V4464A	Supply Pipe from Tank to Master Cylinder
					Lockheed Pipe Line

Please state maker's CAR NUMBER and CHASSIS NUMBER when ordering. See note on page 3. Prices of Spare Parts are shown on separate list.



WOLSELEY "16 (SIXTEEN)"

Radiator, Bonnet, Exhaust Pipes, Petrol Tank, etc.

No. of Illus- tration.	Service No. for ordering.	Description of Part.	No. of Illus- tration.	Service No. for ordering.	Description of Part.
Radiator and Details					
1	V4601A	Radiator complete with Stone Guard	—	V4652A	Petrol Tank Filler
—	V4602	Shell for Radiator	—	V4653	Joint (Filler to Tank)
2	V4603	Stone Guard for Radiator	—	V4654	Filler Cap for Petrol Tank
3	V4604	Filler Cap for Radiator	—	V4655	Joint for Filler Cap
4	V4605	Rubber Washer for Filler Cap	32	G1463A	Cap for Petrol Tank Sump with Strainer Gauze
5	V4606	Crest for Radiator Filler Cap	33	GD1461	Washer for Sump Cap
6	V4607	Rubber Washer for Crest	34	V4656	Petrol Gauge (Tank Unit)
—	V4608	Guard for Starting Handle Hole	—	V4657	Cable for Petrol Gauge
7	M1504	Drain Cock for Radiator	35	V4658	Joint for Petrol Gauge
8	M1505	Washer for Drain Cock	36	V4659A	Strap for Petrol Tank
9	V4610—1	Rubber Hose (Top)	—	V4660	Rear Packing Piece (Rubber) between Tank and Frame
10	G1408	Clip for Top Rubber Hose	—	V4661	Front Packing Piece (Rubber) between Tank and Frame
11	V4612	Rubber Hose (Bottom)	37	V4662	Petrolift complete
12	M1509	Clip for Bottom Rubber Hose	—	V4663A	Petrol Pipe (Main Feed to Tank) complete
13	V4614	Rubber Packing for Radiator Support	—	V4664A	Petrol Pipe (Main Feed to Petrolift) complete
14	V4615	Packing Washer for Radiator	—	V4665A	Petrol Pipe (Petrolift to Carburetter) complete
15	V4616A	Radiator Tie Rod complete	Silencer and Exhaust Pipes		
16	V4617	Washer for Tie Rod	38	V4675	Exhaust Branch
17	V4618	Distance Piece for Tie Rod	39	V4676	Joint for Exhaust Branch (Front)
18	V4619	Bolt for Jaw Joint	40	V4677	Joint for Exhaust Branch (Centre)
<i>Note :—For Radiator Medallion see Page 15.</i>			41	V4678	Joint for Exhaust Branch (Intermediate or Rear)
Bonnet and Bonnet Catches			42	V4679A	Exhaust Pipe (Engine to Silencer) with Flanges
19	V4625A	Bonnet complete	43	H1211	Joint (Exhaust Pipe to Manifold)
20	V4627	Front Bonnet Catch with Fixing Bracket	44	G1452	Joint (Exhaust Pipe to Silencer) (Front)
21	V4628	Rear Bonnet Catch with Fixing Bracket	45	G1454	Joint (Exhaust Pipe to Silencer) (Rear)
22	V4629	Bonnet Catch Yoke with Nut (Front or Rear)	46	V4680A	Silencer complete
23	GD1418A—1	Bonnet Handle with Nuts and Washers	47	V4681A	Exhaust Tail Pipe with Flange (Saloon)
Dashboard and Fixing Brackets			—	V4682A	Exhaust Tail Pipe (Front Half) with Flange (Coupé)
24	V4641A	Dashboard and Shroud complete	48	V4683	Silencer Support Bracket on Frame
25	V4642A	Trap Door for Back Dashboard	49	V4684	Plate for Silencer Support Bracket
26	V4643	Cover for Clutch Pedal	50	V4685	Rubber Packing for Support Plate
27	V4644	Cover for Brake Pedal	51	G1457A	Pin for Silencer Support Bracket [(Saloon)]
28	V4645	Support Bracket for Dashboard and Toe Boards	52	V4686A	Rear Exhaust Pipe Support Bracket with Pinch Bolt and Nut
Petrol Tank and Petrol Pipes			—	V4687A	Rear Exhaust Pipe Support Bracket with Pinch Bolt and Nut
29	V4651A	Petrol Tank complete (Saloon)	—	V4688A	Exhaust Tail Pipe (Rear Half) (Coupé) [(Coupé)]
—	V4651A—1	Petrol Tank complete (Coupé)	—	V6688A	Clip for Exhaust Tail Pipe (Rear Half) with Pinch Bolt, Nut and Washer
30	H1222—1	Filler Cap for Petrol Tank	53	V4691	Undershield (O/S)
31	M3549	Joint for Filler Cap	54	V4692	Undershield (N/S)
		Saloon	—	V4693	Support Bracket for Undershield
			—	GD1447	Clip for Undershield

Please state maker's CAR NUMBER and CHASSIS NUMBER when ordering. See note on Page 3. Prices of Spare Parts are shown on separate list.

WOLSELEY "16 (SIXTEEN)"

Wings and Stepboards, and Carriage Fittings

Service No. for ordering.	Description of Part.	Service No. for ordering.	Description of Part.
	Front Wings and Stays		Luggage Grille and Spare Wheel Support (Saloons)
V4700A	Front Wing (O/S)	V4741A	Luggage Grille complete
V4701A	Front Wing (N/S)	V4742A	Luggage Grille and Bumper Bracket (O/S)
V4702	Front Wing Make-up Piece (O/S)	V4743A	Luggage Grille and Bumper Bracket (N/S)
V4703	Front Wing Make-up Piece (N/S)	V4744A	Bolt (Grille to Bracket) with Nut and Washers
V4704	Front Wing Front Stay (O/S)	V4745A	Bolt (Grille Link to Bracket) with Nut and Washer
V4705	Front Wing Front Stay (N/S)	V4746	Support Bracket for Spare Wheel (O/S)
	<i>Note : For Headlamp Support see Page 15.</i>	V4747	Support Bracket for Spare Wheel (N/S)
V4706	Front Wing Rear Stay (O/S)	V4748	Tie Bar for Support Bracket
V4707	Front Wing Rear Stay (N/S)	V4749A	Spare Wheel Steady Bracket with Stud
V4708	Bonnet Ledge (O/S)	V4750	Clamp Plate for Spare Wheel
V4709	Bonnet Ledge (N/S)	V4751	Shoe for Spare Wheel
V4710	Bonnet Valance (O/S)		Spare Wheel Carrier (Coupé)
V4711	Bonnet Valance (N/S)		
V4712	Front Apron		
	Rear Wings	V4755	Wood Block
		V1652A	Plate for Spare Wheel (Studded)
		V4757	Spare Wheel Cover
V4721	Rear Wing (O/S)		Carriage Fittings
V4722	Rear Wing (N/S)	V4761	Screen complete
V4723	Rear Apron (Saloon only)	V4762	Glass for Front Screen
	Stepboards	V4763	Screen Wiper complete with Dual Arms
		V4764	Front Door Glass (Saloon or Coupé)
V4731A	Stepboard (O/S) complete with Covering and Edging	V4765	Rear Door Glass (Saloon or Coupé)
V4732A	Stepboard (N/S) complete with Covering and Edging	V4766	Quarter-light Glass (Saloon only)
		V4767	Back-light Glass (Saloon or Coupé)

Please state maker's CAR NUMBER when ordering. See note on Page 3. Prices of Spare Parts are shown on separate list.

WOLSELEY "16 (SIXTEEN)"

Tools, etc.

Service No. for ordering.	Description of Part.
M3727	Double-ended Spanner ($\frac{3}{16}" \times \frac{1}{4}"$)
M3728	Double-ended Spanner ($\frac{5}{16}" \times \frac{3}{8}"$)
M3729	Double-ended Spanner ($\frac{7}{16}" \times \frac{1}{2}"$)
M3724	Box Spanner ($\frac{3}{16}" \times \frac{1}{4}"$)
V4807	Box Spanner ($\frac{5}{16}" \times \frac{3}{8}"$)
V4808	Box Spanner ($\frac{7}{16}" \times \frac{1}{2}"$)
V4809	Box Spanner ($\frac{5}{8}" \times \frac{3}{16}"$)
M3730	Tappet Spanner
M3731	Feeler Gauge with .003" Feeler in Cage
M3723	Adjustable Spanner
V4815	Sparking Plug Spanner
V4817	Tommy Bar
M3739	Tommy Bar
G1666	Adaptor for Oil Drain Plug
E1254—1	Wheel Brace
E1269	Tyre Pump
V4802	Lifting Jack
V4803	Handle for Lifting Jack
G1665	Cross Bar for Handle
V1913	Tyre Levers (Pair)
V4822A	Starting Handle
M5714	Grease Gun
GD1603	Bleeder Wrench
GD1604	Drain for Bleeder Screw
GD1605	Drain Tube

} for Lockheed Brake

Please state maker's CAR NUMBER when ordering. See note on Page 3. Prices of Spare Parts are shown on separate list.